



Ram ProMaster City Dealer UpFit Catalog



Dealer Info:



Ram ProMaster City

\$500.00

Get up to \$500 Towards Commercial Equipment, Upfits or Graphics

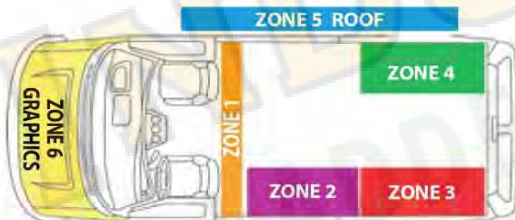
Note: Consult your dealer for complete program details and requirements | Program Subject to change without notice.

Make Your Cargo Van Work Ready

ProMaster City

TIME IS MONEY! GET ON THE ROAD WITH EVERYTHING YOU NEED!

Adrian Steel has the storage products you need, with a nationwide distributor network for professional installation. This catalog will help you set up your work van with the equipment you need to get the job done. Start with a partition to keep your cargo in the cargo area. Choose the shelving and modules for the curb and street side that fit your business needs. Or, choose a pre-designed trade package to start from. Add the accessories you need to make your van more organized. Carry ladders or cargo on your roof? Check out the variety of ladder and utility racks available. The options are many, so if you don't know where to start contact your local Adrian Steel distributor for the expert advice you are looking for.



MAKE YOUR RAM CARGO VAN WORK READY WITH THE RAM ON THE JOB INCENTIVE PROGRAM.

Get The Ultimate In Flexibility When You Take Upfit Cash And Apply It Towards Any Adrian Steel Upfit.

WHAT ON THE JOB?

RAM ON THE JOB is an incentive program designed specifically for business owners who use vehicles in the day-to-day operation of their business. This incentive is available through your local RAM dealership. Please see dealership for eligibility requirements.

PRODUCT FLEXIBILITY!

Create a work ready van, designed by you, for your specific cargo carrying needs! Organize the interior of your van to suit your trade with Adrian Steel's modular product line. Start with the essentials: a partition, shelving and a roof rack. Then get trade specific by adding drawer units, door kits, hook bars, floor drawers and more!

ZONE 1 PARTITION

- Choose partition style: solid or perforated for the ProMaster.
- Do you want a hinged door?
- Choose between a steel or wire partition for the ProMaster City.

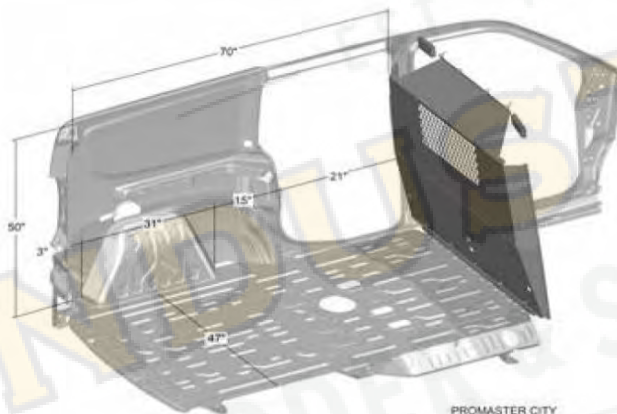
ZONES 2, 3, 4 CURBSIDE & STREETSIDE

- Use layout diagrams to determine the amount of space available.
- Choose from a variety of shelving units and modules that will best organize the tools and equipment you need to carry.
- Or, choose a Work Ready Upfit, complete with a trade specific, pre-designed interior and custom graphics package.

ZONE 5 ROOF

- What do you need to carry?
- Choose from LoadsRite, Grip-Lock, and Utility racks.
- Add rack accessories including step ladder kits, ratchet straps, conduit carriers and more.

ProMaster City



Note: Dimensions for reference only. Measure your van or contact your distributor for your exact needs. All illustrations, photos and specifications in this publication are based on the latest product information available at the time of content approval. The right is reserved to make changes at any time, without notice, in materials, specifications and models, and also to discontinue models.

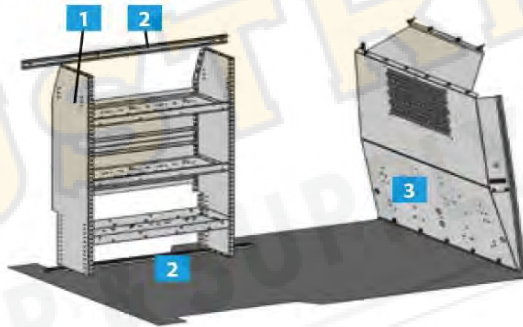
4959PMC

BASE STARTER PACKAGE

One 32" ADseries Shelf and Steel Partition

ProMaster City

ITEM	MODEL	DESCRIPTION	QTY
1	AD32PMC	3-Shelf Unit	1
2	RKPMC	Mounting Rail Kit	1
3	P2PMCS15	Steel Partitoin w/ Visibility	1



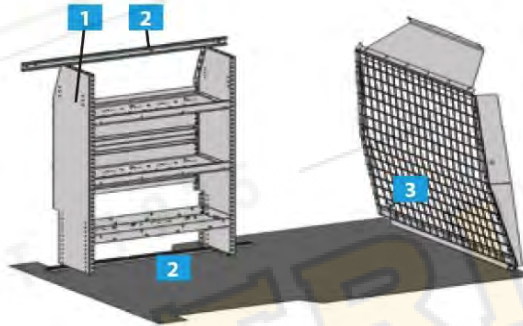
4960PMC

BASE STARTER PACKAGE

One 32" ADseries Shelf and Wire Partition

ProMaster City

ITEM	MODEL	DESCRIPTION	QTY
1	AD32PMC	3-Shelf Unit	1
2	RKPMC	Mounting Rail Kit	1
3	P2PMCFW15	Wire Partition	1



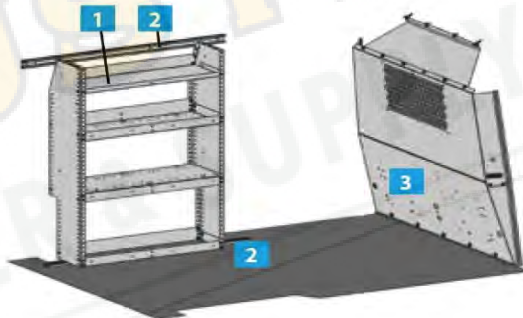
4961PMC

BASE STARTER PACKAGE

One HD Series Shelf and Steel Partition

ProMaster City

ITEM	MODEL	DESCRIPTION	QTY
1	HD32TC	3-Shelf Unit	1
2	RKPMC	Mounting Rail Kit	1
3	P2PMCS15	Steel Partitoin w/ Visibility	1



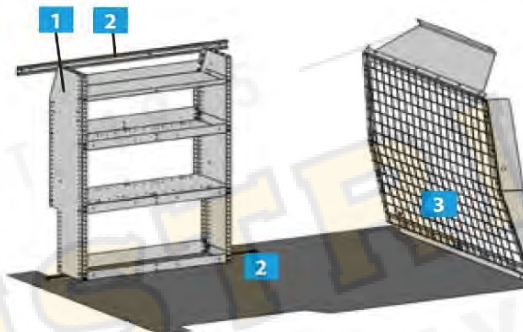
4962PMC

BASE STARTER PACKAGE

One HD Series Shelf and Wire Partition

ProMaster City

ITEM	MODEL	DESCRIPTION	QTY
1	HD32TC	3-Shelf Unit	1
2	RKPMC	Mounting Rail Kit	1
3	P2PMCFW15	Wire Partition	1



Item #	TOTAL	Item	Install
4959PMC	1029.12	880.62	148.50
4960PMC	880.32	759.32	121.00
4961PMC	1066.05	868.05	198.00
4962PMC	917.25	746.75	170.50

Item #	TOTAL	Item	Install

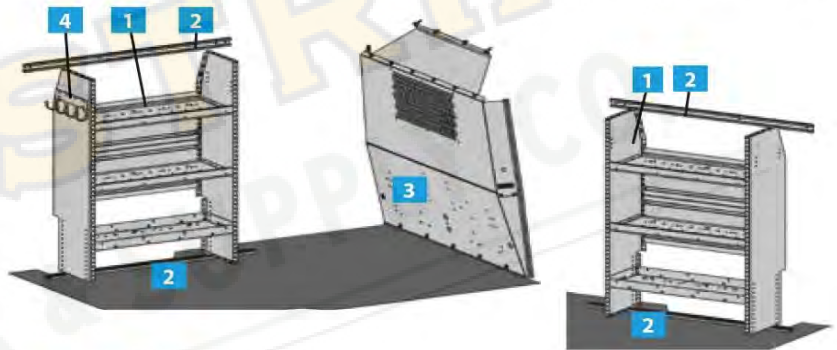
Item #	TOTAL	Item	Install

4964PMC DUAL SHELF STARTER PACKAGE

Two 32" ADseries Shelves

ProMaster City

ITEM	MODEL	DESCRIPTION	QTY
1	AD32PMC	3-Shelf Unit	2
2	RKPMC	Mounting Rail Kit	2
3	P2PMCS15	Steel Partitoin w/ Visibility	1
4	TA1	4-Hook Bar	1

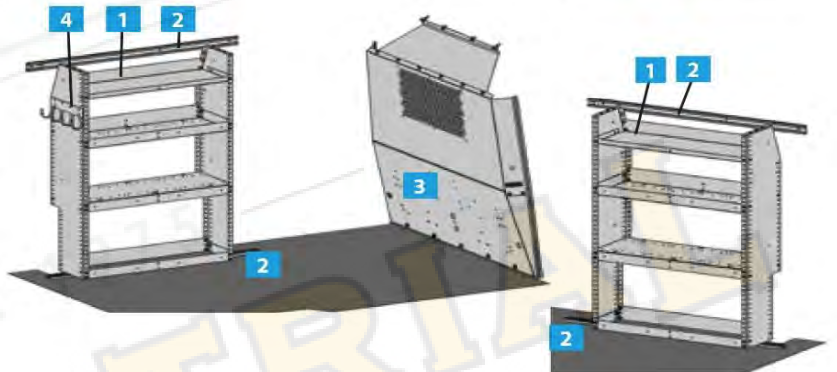


4965PMC DUAL SHELF STARTER PACKAGE

Two 32" HD Series Shelves

ProMaster City

ITEM	MODEL	DESCRIPTION	QTY
1	HD32TC	3-Shelf Unit	2
2	RKPMC	Mounting Rail Kit	2
3	P2PMCS15	Steel Partitoin w/ Visibility	1
4	TA1	4-Hook Bar	1

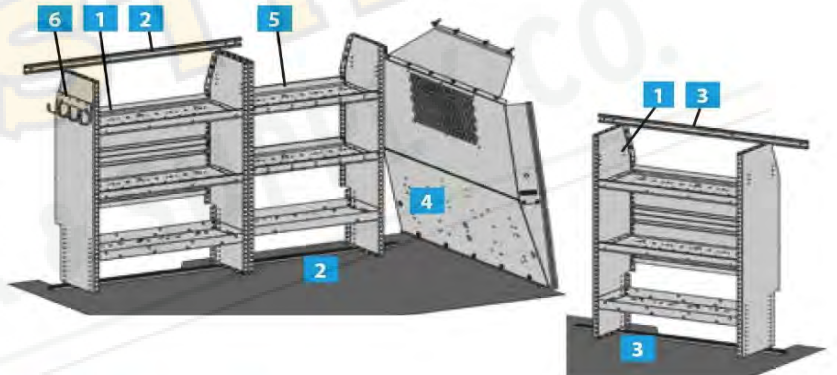


4966PMC TRIPLE SHELF STARTER PACKAGE

Two 32" & one 28" ADseries Shelves

ProMaster City

ITEM	MODEL	DESCRIPTION	QTY
1	AD32PMC	3-Shelf Unit	2
2	RK72PMC	Mounting Rail Kit	1
3	RKPMC	Mounting Rail Kit	1
4	P2PMCS15	Steel Partitoin w/ Visibility	1
5	AD28PMC	3-Shelf Unit	1
6	TA1	4-Hook Bar	1

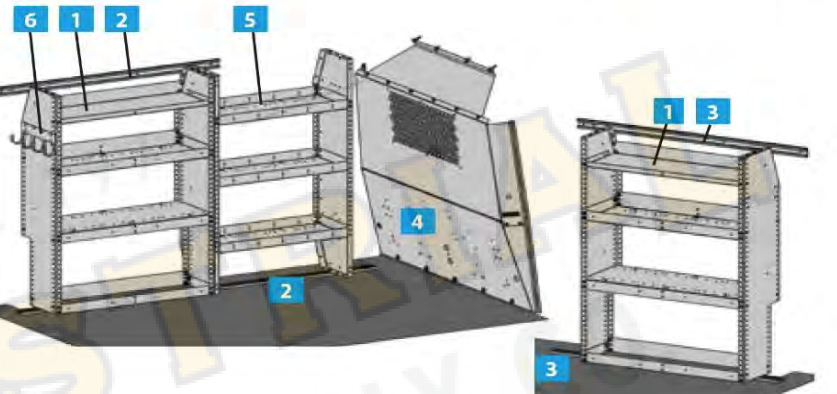


4967PMC TRIPLE SHELF STARTER PACKAGE

Two 32" & one 28" HD Series Shelves

ProMaster City

ITEM	MODEL	DESCRIPTION	QTY
1	HD32TC	3-Shelf Unit	2
2	RK72PMC	Mounting Rail Kit	1
3	RKPMC	Mounting Rail Kit	1
4	P2PMCS15	Steel Partitoin w/ Visibility	1
5	HD-28NV2	3-Shelf Unit	1
6	TA1	4-Hook Bar	1




Item #	TOTAL	Item	Install
4964PMC	1566.78	1330.28	236.50
4965PMC	1640.64	1305.14	335.50
4966PMC	1899.95	1619.45	280.50
4967PMC	2044.49	1615.49	429.00

Item #	TOTAL	Item	Install

Item #	TOTAL	Item	Install

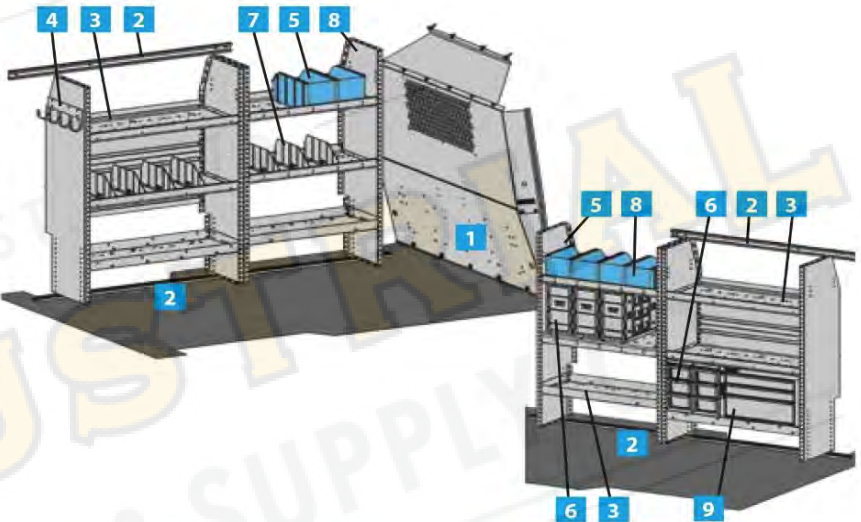
**5098PMC
SATELLITE INSTALLATION STARTER
PACKAGE
ProMaster City**

ITEM	MODEL	DESCRIPTION	QTY
1	P2PMCS15	Steel Partitoin w/ Visibility	1
2	RKPMC	Mounting Rail Kit	2
3	AD32PMC	3-Shelf Unit	2
4	DV14C8	14" Shelf Dividers	1
5	DK32TC	Door Kit	1
6	TA1	4-Hook Bar	1



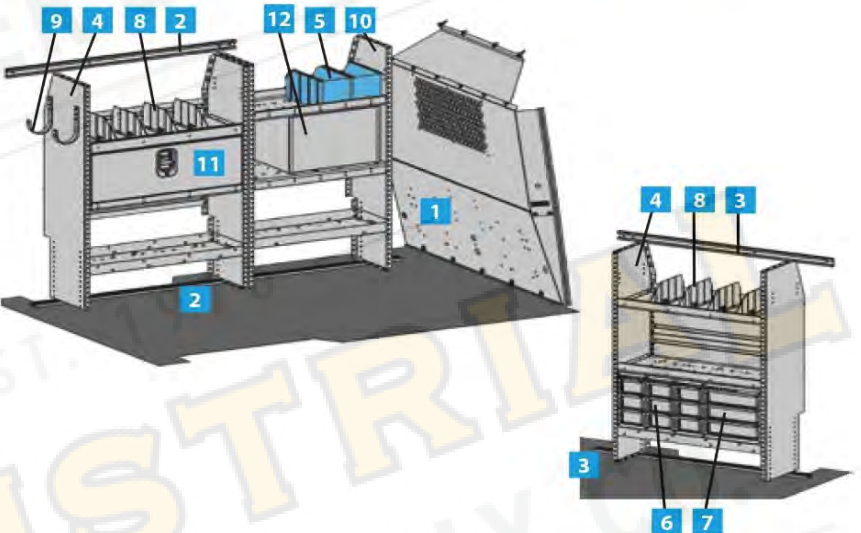
**5100PMC
GENERAL SERVICE STARTER PACKAGE
ProMaster City**

ITEM	MODEL	DESCRIPTION	QTY
1	P2PMCS15	Steel Partitoin w/ Visibility	1
2	RK72PMC	Mounting Rail Kit	2
3	AD32PMC	3-Shelf Unit	2
4	TA1	4-Hook Bar	1
5	SBIN060614	Snap In Bin	6
6	DC6	3-Drawer Unit	5
7	DV14C8	14" Shelf Dividers	1
8	AD28PMC	3-Shelf Unit	2
9	919	3-Drawer Unit w/ Lock	1



**5097PMC
SATELLITE INSTALLATION STARTER
PACKAGE
ProMaster City**

ITEM	MODEL	DESCRIPTION	QTY
1	P2PMCS15	Steel Partitoin w/ Visibility	1
2	RK72PMC	Mounting Rail Kit	1
3	RKPMC	Mounting Rail Kit	1
4	AD32PMC	3-Shelf Unit	2
5	SBIN060614	Snap In Bin	2
6	DC6	3-Drawer Unit	3
7	DC12	3-Drawer Unit	1
8	DV14C8	14" Shelf Dividers	1
9	UH50	Utility Hook	2
10	AD28PMC	3-Shelf Unit	1
11	DK32TC	Door Kit	1
12	19	2-Drawer Unit w/ Lock	1



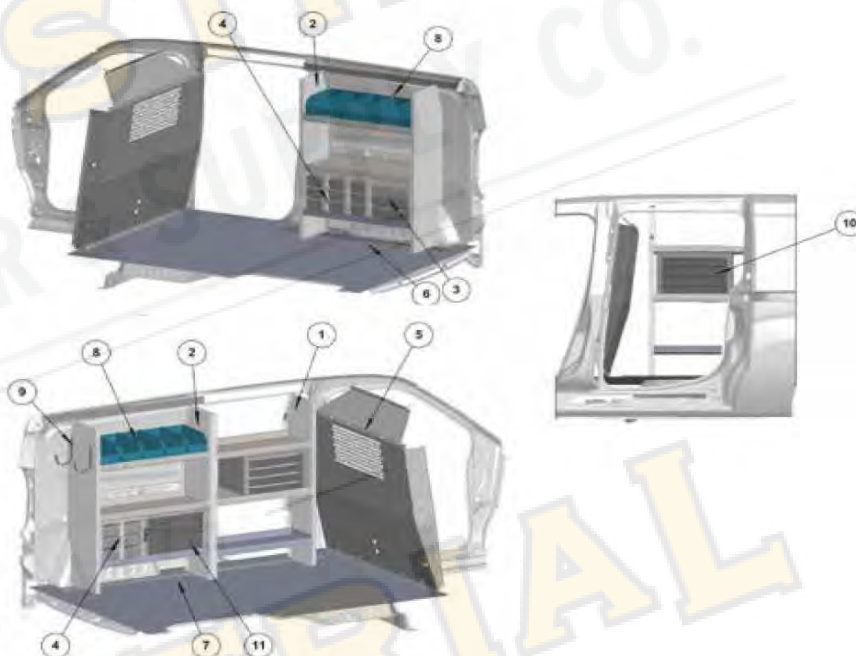
Item #	TOTAL	Item	Install
5098PMC	1781.55	1495.55	286.00
5100PMC	3195.31	2731.11	464.20
5097PMC	2801.63	2379.23	422.40

Item #	TOTAL	Item	Install

Item #	TOTAL	Item	Install

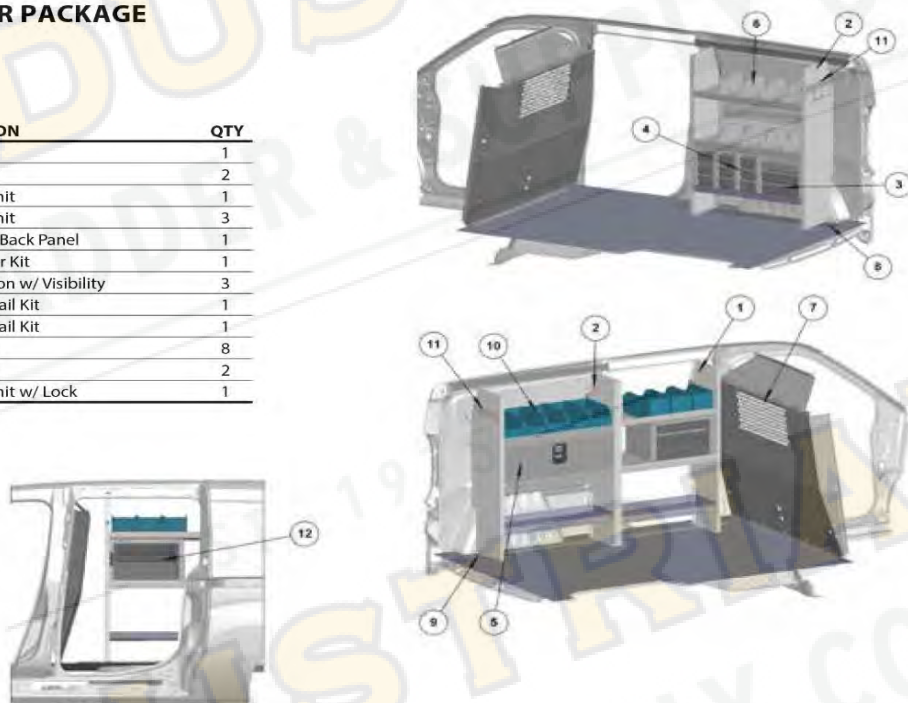
**5096PMC
PLUMBING STARTER PACKAGE
ProMaster City**

ITEM	MODEL	DESCRIPTION	QTY
1	AD28PMC	3-Shelf Unit	1
2	AD32PMC	3-Shelf Unit	2
3	DC12	3-Drawer Unit	1
4	DC6	3-Drawer Unit	5
5	P2PMCS15	Steel Partion w/ Visibility	1
6	RKPMC	Mounting Rail Kit	1
7	RK72PMC	Mounting Rail Kit	1
8	SBIN060614	Snap In Bin	10
9	UH50	Utility Hook	2
10	9	4-Drawer Unit w/ Lock	1
11	919	3-Drawer Unit w/ Lock	1



**5099PMC
ELECTRICAL STARTER PACKAGE
ProMaster City**

ITEM	MODEL	DESCRIPTION	QTY
1	AD28PMC	3-Shelf Unit	1
2	AD32PMC	3-Shelf Unit	2
3	DC12	3-Drawer Unit	1
4	DC6	3-Drawer Unit	3
5	DK32TC	Door Kit w/ Back Panel	1
6	DV14C8	Shelf Divider Kit	1
7	P2PMCS15	Steel Partition w/ Visibility	3
8	RKPMC	Mounting Rail Kit	1
9	RK72PMC	Mounting Rail Kit	1
10	SBIN060614	Snap In Bin	8
11	TA1	4-Hook Bar	2
12	919	3-Drawer Unit w/ Lock	1



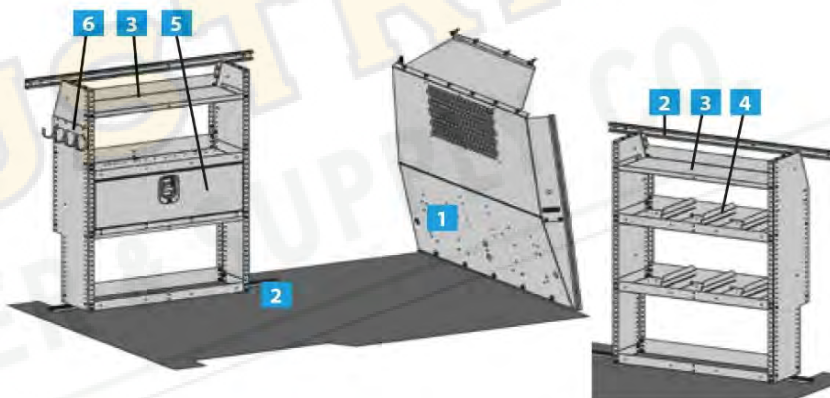
Item #	TOTAL	Item	Install
5096PMC	3346.88	2868.38	478.50
5099PMC	3050.06	2581.46	468.60

Item #	TOTAL	Item	Install

Item #	TOTAL	Item	Install

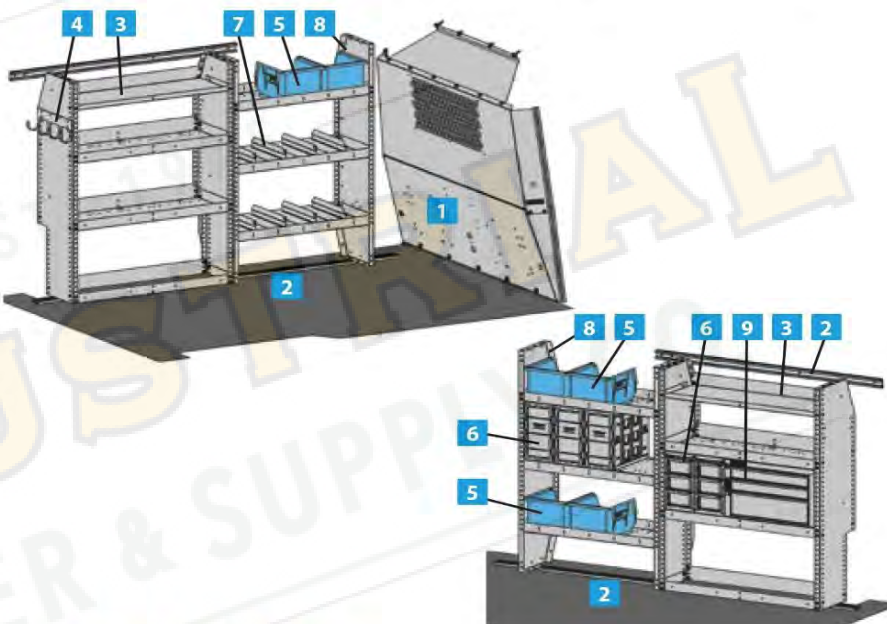
5082PMC COMMERCIAL STARTER PACKAGE ProMaster City

ITEM	MODEL	DESCRIPTION	QTY
1	P2PMCS15	Steel Partitoin w/ Visibility	1
2	RKPMC	Mounting Rail Kit	2
3	HD32TC	3-Shelf Unit	2
4	DV12	Shelf Divider	6
5	DK32TC	Door Kit	1
6	TA1	4-Hook Bar	1



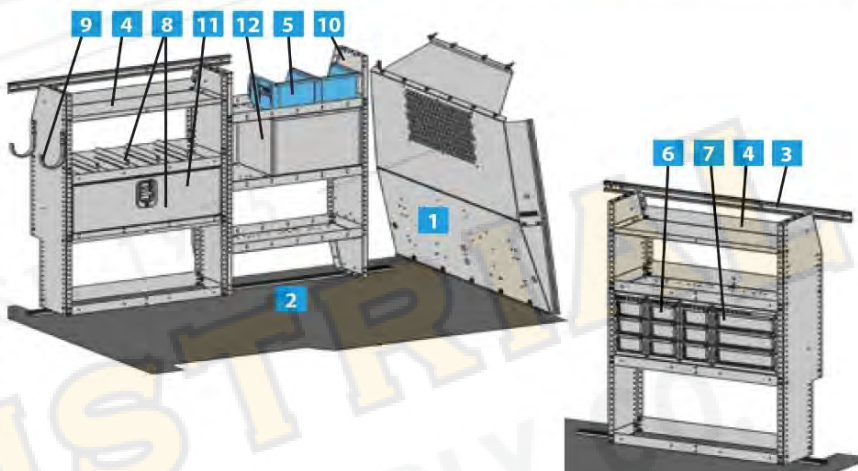
5084PMC GENERAL SERVICE STARTER PACKAGE ProMaster City

ITEM	MODEL	DESCRIPTION	QTY
1	P2PMCS15	Steel Partitoin w/ Visibility	1
2	RK72PMC	Mounting Rail Kit	2
3	HD32TC	3-Shelf Unit	2
4	TA1	4-Hook Bar	1
5	28	Parts Bin	6
6	DC6	3-Drawer Unit	5
7	DV12	Shelf Divider	8
8	HD-28NV2	3-Shelf Unit	2
9	919	3-Drawer Unit w/ Lock	1



5081PMC SATELLITE INSTALLATION STARTER PACKAGE ProMaster City

ITEM	MODEL	DESCRIPTION	QTY
1	P2PMCS15	Steel Partitoin w/ Visibility	1
2	RK72PMC	Mounting Rail Kit	1
3	RKPMC	Mounting Rail Kit	1
4	HD32TC	3-Shelf Unit	2
5	28	Parts Bin	2
6	DC6	3-Drawer Unit	3
7	DC12	3-Drawer Unit	1
8	DV12	Shelf Divider	8
9	UH50	Utility Hook	2
10	HD-28NV2	3-Shelf Unit	1
11	DK32TC	Door Kit	1
12	19	2-Drawer Unit w/ Lock	1



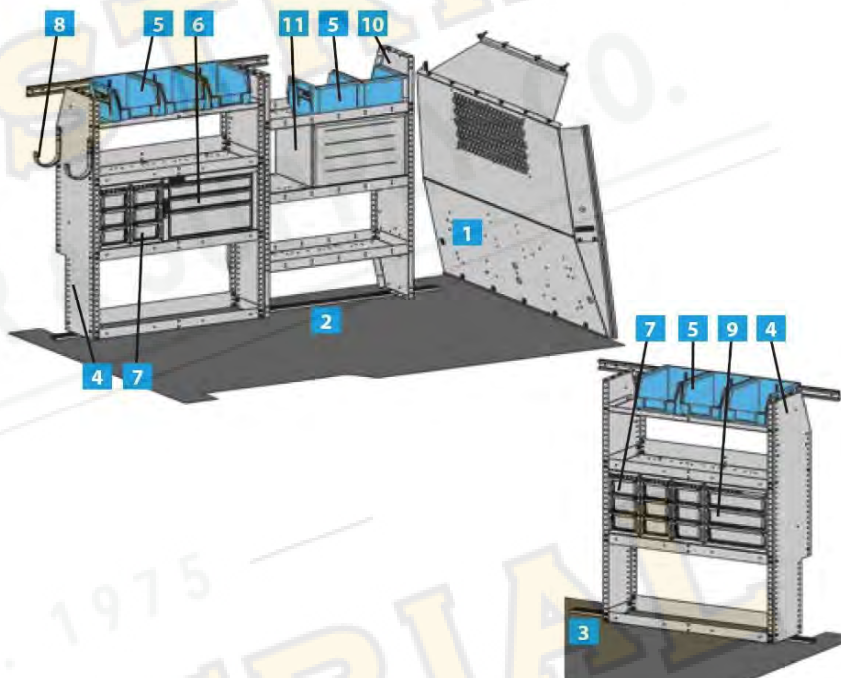
Item #	TOTAL	Item	Install
5082PMC	1858.96	1468.46	390.50
5084PMC	3437.44	2771.94	665.50
5081PMC	2977.68	2394.68	583.00

Item #	TOTAL	Item	Install

Item #	TOTAL	Item	Install

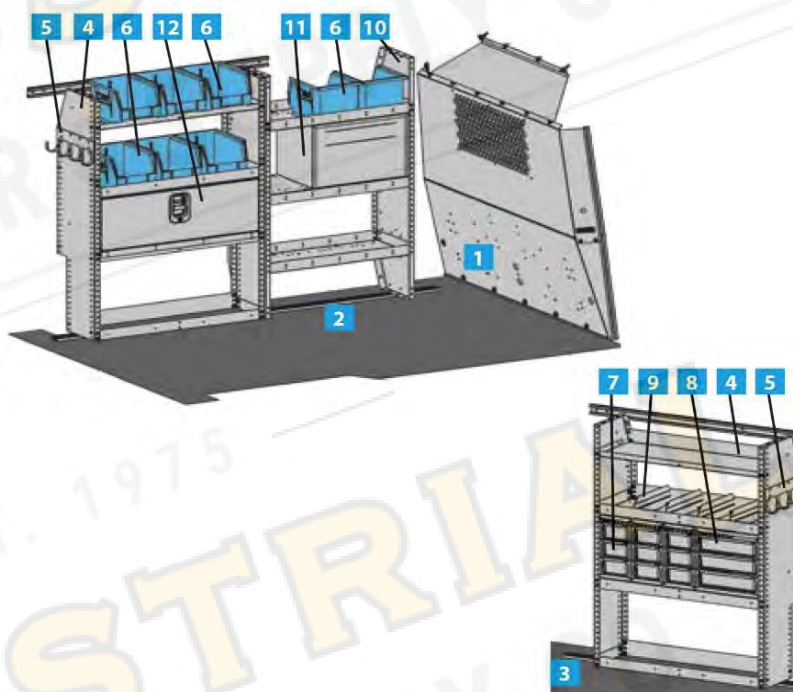
5080PMC PLUMBING STARTER PACKAGE ProMaster City

ITEM	MODEL	DESCRIPTION	QTY
1	P2PMCS15	Steel Partitoin w/ Visibility	1
2	RK72PMC	Mounting Rail Kit	1
3	RKPMC	Mounting Rail Kit	1
4	HD32TC	3-Shelf Unit	2
5	28	Parts Bin	8
6	919	3-Drawer Unit w/ Lock	1
7	DC6	3-Drawer Unit	5
8	UH50	Utility Hook	2
9	DC12	3-Drawer Unit	1
10	HD-28NV2	3-Shelf Unit	1
11	9	4-Drawer Unit w/ Lock	1



5083PMC ELECTRICAL STARTER PACKAGE ProMaster City

ITEM	MODEL	DESCRIPTION	QTY
1	P2PMCS15	Steel Partitoin w/ Visibility	1
2	RK72PMC	Mounting Rail Kit	1
3	RKPMC	Mounting Rail Kit	1
4	HD32TC	3-Shelf Unit	2
5	TA1	4-Hook Bar	2
6	28	Parts Bin	8
7	DC6	3-Drawer Unit	3
8	DC12	3-Drawer Unit	1
9	DV12	Shelf Divider	4
10	HD-28NV2	3-Shelf Unit	1
11	919	3-Drawer Unit w/ Lock	1
12	DK32TC	Door Kit	1



Item #	TOTAL	Item	Install
5080PMC	3419.61	2836.61	583.00
5083PMC	3147.69	2564.69	583.00

Item #	TOTAL	Item	Install

Item #	TOTAL	Item	Install

STEEL PARTITION W/ VISIBILITY

The **P2PMCS15** features all steel panels that safeguard the cab area against moving and shifting cargo. The recessed design allows for maximum adjustability of the front seats and provides storage space for a 6 foot step ladder in the back of the ProMaster City. The perforated window allows for visibility of your cargo area and rear windows while the solid steel construction provides better climate control and sound deadening. The steel header and full perimeter wings provide optimal security. Order the **P1PMCS15** for a solid partition with out the perforated window. Perfect for extra cab climate control.

**WIRE PARTITION**

The **P2PMCFW15** provides maximum visibility while safeguarding your van cab area against moving and shifting cargo. The recessed design allows for maximum adjustability of the front seats and provides storage space for a 6 foot step ladder in the back of the ProMaster City. The **P2PMCFW15** is lightweight and economical without sacrificing safety and security.

**NEW COMPOSITE PARTITION FOR RAM PROMASTER & PROMASTER CITY**

Your mobile office is now more comfortable with an Adrian Steel composite partition. Sound deadening reduces driver distractions. Climate control reduces vehicle idle time for warm up and cool down. Generous leg room for less stress behind the wheel. The integrated steel frame provides the same level of performance that you are accustomed to from Adrian Steel.

PARPMC - Composite Partition w/ Visibility

PARPMC-NW - Composite Partition

- Available with or without a clear poly rear-view window.
- Add hooks along the integrated AD rail.
- Features a mounting location by the door for a fire extinguisher (not included.)



PARPMC-NW

Item #	TOTAL	Item	Install
P2PMCFW15	400.29	345.29	55.00
P2PMCFW15	400.29	345.29	55.00

Item #	TOTAL	Item	Install
PARPMC	950.01	801.51	148.50
PARPMC-NW	933.45	784.95	148.50

Item #	TOTAL	Item	Install

ADRIAN'S BLUE BIN SYSTEM IS PERFECT FOR VISUAL INVENTORY MANAGEMENT.



- 6" and 12" bins maximize the ADseries shelf space.
- The bins can nest on top of each other when at the job site or in the warehouse getting filled to go.
- Add a label to the front so you can find parts quickly
- Each bin can accommodate one optional divider.


MODEL	DESCRIPTION
SBIN060614	Snap In Bin, 6" X 6" X 14"
SBIN120614	Snap In Bin, 12" X 6" X 14"
SBINDIV	Snap In Bin Divider

FLOOR DRAWERS

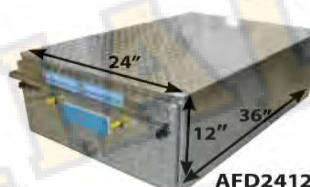
- Adrian Steel exclusive Anti-Slam latch keeps drawer from closing without positive latch activation. The only aluminum drawer in the industry with this feature!
- An automotive grade lock keeps expensive cargo secure and the adjustable divider helps keep contents segmented.
- The integral latch keeps the drawer open when you are on an incline and closed when you're done!
- Heavy duty grab handles and ball bearing slides allow the drawer to open and close with ease.
- Can be stacked to utilize large cubic storage areas.
- 24" deep units have a weight capacity of 350 lbs. and the 36" deep have a 325 lb. weight capacity.



AFD241224
weight 46lbs.



AFD181236
weight 52lbs.



AFD241236
weight 60lbs.

LITERATURE FILES



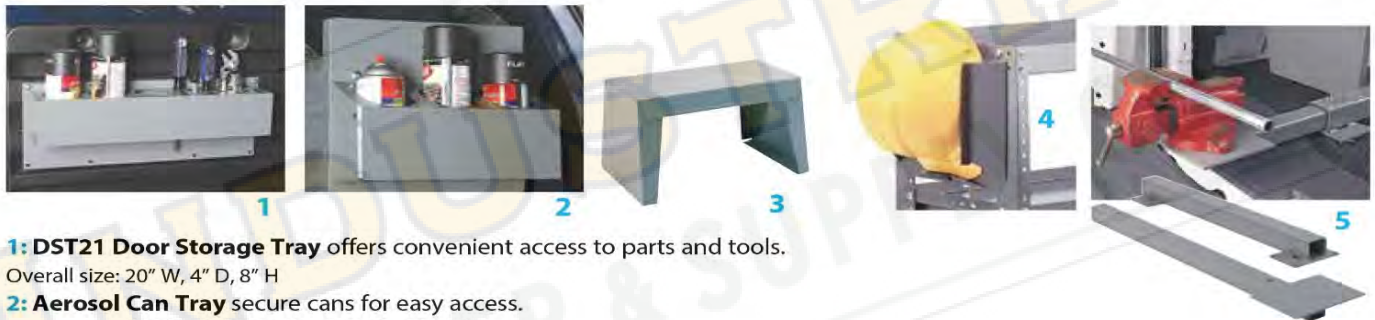
- 1: CB5 5-Slot Literature Rack** Mount on partition or other vertical surface. 2-1/2" deep pockets. Overall size: 12"W, 24"H, 2-1/2"D.
- 2: CB7 7-Slot Literature Rack** Mount on partition or other vertical surface. 6-3/4" deep pockets. Overall size: 14-3/4"W, 28-7/8"H, 7"D.
- 3: 17A 6-Shelf Catalog File** Designed for catalogs but also serves to store a variety of materials between the 3" shelf spacings. Overall size: 11"W, 24"H, 12"D.
- 4: 43 3-Shelf Literature Rack** Fits in narrow spaces. It has three tilted shelves. Perfect for binders and catalogs. Overall size: 6" W, 34" H, 12" D.

- 5: BH4 4-Slot Literature Rack** Designed to mount on partition or almost any vertical surface. Excellent for binders. Each pocket is 2 1/2" deep. Overall size: 12-3/4" W, 19-1/2" H, 2-1/2" D.
- 6: CB2 2-Book File** Mounts on the floor between front seats and partition. Holds folders 12"H x 10-1/2"D. Overall size: 6"W, 14"H, 12"D.
- 7: CB3 3-Book File** Mounts on cabinet tops or on the floor. Multiple units can be flush-mounted. Holds folders 12"H x 10-1/2"D. Overall size: 10-3/4"W, 14"H, 12"D.
- 8: CB4 Utility Box** Stores a variety of printed material. Also suitable for keeping tools, safety glasses, gloves and other items. Hinged lid. Overall size: 12"W, 12"H, 14"D.

Item #	TOTAL	Item	Install
SBIN060614	18.11	18.11	0.00
SBIN120614	25.08	25.08	0.00
SBINDIV	4.29	4.29	0.00
AFD241224	1025.95	970.95	55.00
AFD181236	1263.16	1208.16	55.00

Item #	TOTAL	Item	Install
AFD181236	1263.16	1208.16	55.00
CB5	163.15	141.15	22.00
CB7	196.57	174.57	22.00
17A	186.26	142.26	44.00
43	155.26	111.26	44.00

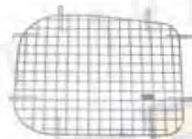
Item #	TOTAL	Item	Install
BH4	170.19	148.19	22.00
CB2	111.40	83.90	27.50
CB3	131.05	103.55	27.50
CB4	137.41	115.41	22.00




- 1: DST21 Door Storage Tray** offers convenient access to parts and tools.
Overall size: 20" W, 4" D, 8" H
- 2: Aerosol Can Tray** secure cans for easy access.
ACT3 - 3-Place Aerosol Can Holder
ACT4 - 4-Place Aerosol Can Holder
- 3: 14 Step Stool** has a wide base and is 12" high. Stool can be used with a workbench or as an auxiliary step. Top measures 10" x 20" One size.
- 4: TA2 Hard Hat Holder** secures hat to partition or shelving.
- 5: VMA36 Vise Mount Assembly** is floor mounted and telescopes out beyond side or rear cargo doors when fully opened. Measures 36" closed and 60" open.

WIRE WINDOW SCREENS

- 60-PMCRD** Rear Doors Security Screen Kit
60-PMCS Side Sliding Doors Security Screen Kit



REEL HOLDERS



- 1: CRH2 Cable Reel Holder** features a durable frame, two steel shafts that holds up to a 15-1/2" diameter reel by 14" wide. Overall size: 19-1/8" W, 16" D, 44-7/8" H
- 2: KDRH2 2-Bar Wire Reel Holder** holds large spools up to 16" wide and 18" in diameter. Spools nest on conveyor rollers. Includes tie-down chains with neoprene covers. Overall size: 18" W, 46" H, 18" D
- 3: WRH5 5-Bar Spool Holder** Five removable bars hold wire spools up to 6" in diameter. Reel Holder mounts to shelf ends or any vertical surface. Overall size: 12" W, 25" H, 4" D
- 4: End Panel Reel Holder** Bar mounts between ADseries shelf end panels for easy access to spools of cable and wire.
- KDRH1426** - Wire Reel Holder **KDRH1432** - Wire Reel Holder
KDRH1444 - Wire Reel Holder **KDRH1450** - Wire Reel Holder

Item #	TOTAL	Item	Install
DST21	77.87	50.37	27.50
ACT3	55.27	33.27	22.00
ACT4	62.73	40.73	22.00
14	59.55	59.55	0.00
TA2	35.69	24.69	11.00
VMA36	337.10	314.00	23.10

Item #	TOTAL	Item	Install
60-PMCRD	211.52	167.52	44.00
60-PMCS	200.40	167.40	33.00

Item #	TOTAL	Item	Install
CRH2	370.06	315.06	55.00
KDRH2	469.63	315.63	154.00
WRH5	100.56	84.06	16.50
KDRH1426	119.13	97.13	22.00
KDRH1432	130.24	108.24	22.00
KDRH1444	164.38	142.38	22.00
KDRH1450	170.85	148.85	22.00

BE MORE EFFICIENT WITH INVENTORY THAT IS READY TO GO WHEN AND WHERE YOU ARE.

Versatile, lightweight, durable, convenient and mobile - these **Portable Parts Cases** are perfect for the tech who needs to carry small parts and inventory to the jobsite.

The impact resistant body can be organized with the included adjustable dividers. The see-through lids with snap latches make identifying contents easy.

- PPCS 14" x 14" x 3.75"
- PPCL 14" x 14" x 6.25"



CH-EP
15.5" x 11.25" x 37.5"

* FIRST AID KIT
NOT INCLUDED



CHPPC5SM
16.5" x 14" x 35"



Add a single **CH1514SGL** or double **CH-1514DBL Case Holder** to an existing shelf to house included cases that stay put while in transport.

- CH1514SGL 15" x 14" x 12"
- CH-1514DBL 15" x 14" x 12"

INCORPORATE THE PORTABLE PARTS CASES INTO YOUR VAN WITH THE STORAGE OPTION THAT FITS YOUR NEED.

Three different **Case Holder** options with Portable Parts Cases included give you the ability to house multiple Portable Parts Cases near the vehicle door for easy access to grab-and-go. The **CH-EP** and **CHPPC5SM** include a tray that holds an optional first aid kit and feature slanted shelves.

The **CHPPC4S** includes four PPCS cases and each shelf has a retaining lip to keep cases in place.



CHPPC4S
14 3/8" x 14 3/8" x 18"

Item #	TOTAL	Item	Install
PPCS	43.43	43.43	0.00
PPCL	52.14	52.14	0.00
CH-EP	378.98	334.98	44.00
CHPPC5SM	578.49	523.49	55.00

Item #	TOTAL	Item	Install
CH1514SGL	144.02	116.52	27.50
CH-1514DBL	192.85	181.85	11.00
CHPPC4S	375.46	353.46	22.00

Item #	TOTAL	Item	Install

GRIP YOUR LADDERS SECURELY WITH ADRIAN'S LOCKING STYLE LADDER RACKS.

Adrian's Grip-Lock racks protect the sides and roof of your van during loading and unloading ladders. All Grip-Lock racks feature a lockable, gripping mechanism which firmly secures one or two ladders to the top of the van. Racks easily adjust for ladders of different sizes.

PROMASTER CITY GRIP-LOCK RACK FEATURES AND BENEFITS

- Heavy-Duty actuating arm firmly grips ladder rungs to prevent shifting of ladder on rack.
- Gripping mechanism is lockable.
- Composite extrusions on front and rear crossbows and uprights protect ladders.
- Rung grips easily adjust to accommodate different types of ladders.
- Features an all aluminum design with a natural aluminum finish.
- There are no straps to deal with, clamping of ladder is automatic.
- Accommodates up to a 24 ft. extension ladder.
- To carry a 6 ft. step ladder, order **1BPMCGL**.



MODEL	DESCRIPTION
61-PMC	Passenger Side Grip Lock Ladder Rack
63-PMC	Dual Side Grip Lock Ladder Rack
2BPMC	2-Bar Utility Rack
61TCSSUR	Utility Rack Add-On Kit



ProMaster City with a 61-PMC Single Grip Lock Ladder Rack and a 61TCSSUR Utility Rack Add-On Kit

Item #	TOTAL	Item	Install
1BPMCGL	185.42	152.42	33.00
61-PMC	822.10	712.10	110.00
63-PMC	1160.38	1006.38	154.00
2BPMC	602.96	492.96	110.00
61TCSSUR	112.67	76.37	36.30

Item #	TOTAL	Item	Install

Item #	TOTAL	Item	Install

AluRack

For Ram ProMaster City

PRIME DESIGN[™]

A Safe Fleet Brand



Maximize the safety and carrying capacity of your Ram ProMaster City with an AluRack.



AR1927

Models	Vehicle Wheelbase	Vehicle Height	Crossbar Quantity	Crossbar Width	Weight
AR1927	122 IN	74 IN	6	53 IN	62 lbs

Item #	TOTAL	Item	Install
AR1927	984.24	765.24	219.00

Item #	TOTAL	Item	Install

Item #	TOTAL	Item	Install

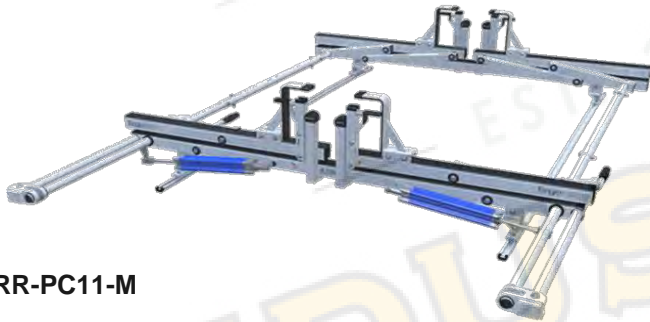
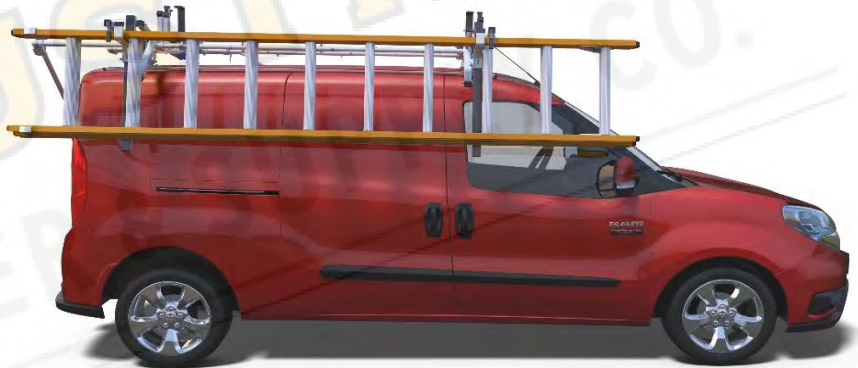
Ram ProMaster City with ErgoRack

Lightweight, Safe and Easy


Prime Design has been the industry's ergonomic leader since 1992, when we first introduced the concept of an ergonomic ladder rack.

Our design philosophy starts with the worker – how can we make the job safer, easier and more comfortable for the human body? That is because we firmly believe that a product's design and how it

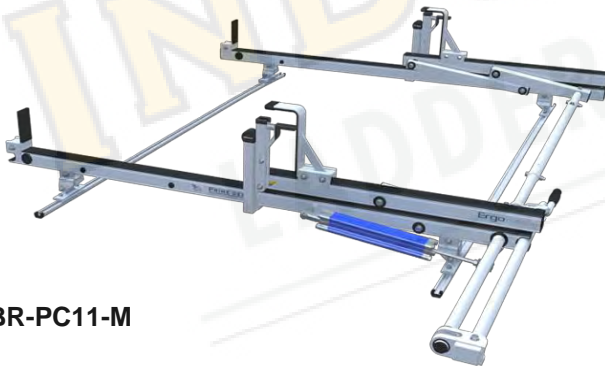
impacts the user is every bit as important as the quality of materials and construction. The ErgoRack was designed to reduce muscle stress, eliminate risk of injury and speed the job of loading and unloading ladders from a work van.



VRR-PC11-M



VRB-PC11-M



VBR-PC11-M



VBB-PC11-M

VRR-PC11-M Features

Ladder Drop Rack BOTH Sides
CURBSIDE: ROTATION
STREETSIDE: ROTATION

VRB-PC11-M Features

Ladder Drop Rack STREETSIDE
CURBSIDE: BASE - END STOPS
STREETSIDE: ROTATION

VBR-PC11-M Features

Ladder Drop Rack CURBSIDE
CURBSIDE: ROTATION
STREETSIDE: BASE - END STOPS

VBB-PC11-M Features

Ladder Rack - NO Drop Downs
CURBSIDE: BASE - END STOPS
STREETSIDE: BASE - END STOPS

Item #	TOTAL	Item	Install
VRR-PC11-M	2051.93	1751.93	300.00
VBR-PC11-M	1356.25	1106.25	250.00
VRB-PC11-M	1356.25	1106.25	250.00
VBB-PC11-M	660.56	460.56	200.00





Item #	TOTAL	Item	Install

Item #	TOTAL	Item	Install



PROMASTER CITY COMPLETE TURN KEY KIT
2015-PRESENT
Part # PM-CITY-FVK-SLIDE-TK



 Puck Locks(3) Keyed Alike	 Blade Bracket
 Spinners	 Weather Covers

This Kit includes everything you need for a complete installation on one vehicle.

Additional configurations are available on our website
www.industrialadder.com

EW0400 SERIES

INTERIOR LIGHTING

ILUMINACIÓN INTERIOR | ÉCLAIRAGE D'INTERIEUR



12-24V | FLOOD | SURFACE MOUNT

FLUJO
PROJECTION

MONTAJE EN SUPERFICIE
MONTAGE EN SURFACE

2" D x 5.4" W x 0.5" D | 51mm H x 137mm W x 13mm D (EW0400/10)
 2" D x 11.8" W x 0.5" D | 51mm H x 300mm W x 13mm D (EW0401/11)



Additional Light Styles
 and Backup Alarms are
 available on our website
www.industrialadder.com

Model	Length	Type	Lumens	Amps
EW0400	5.4" / 137MM	LED - Switched	200	0.4
EW0411	11.8" / 300mm	LED - Switched	475	0.7



12V | SPLICEABLE | HIGH-BOND TAPE

EMPALMABLE
À ÉPISURE

CINTA DE GRAN ADHESION
RUBAN ADHESIF À HAUTE ADHÉRENCE



EW0116	12" / 305mm	LED - 18	350	0.4
--------	-------------	----------	-----	-----



500 SERIES

SURFACE MOUNT

MONTAJE EN SUPERFICIE | MONTAGE EN SURFACE



Model	Volts	Amps	Decibels
510	12 / 24	0.2	97
575	12 / 24	0.9	105



Item #	TOTAL	Item	Install
PM-CITY-FVK-SLIDE-TK			
	447.00	352.00	95.00

Item #	TOTAL	Item	Install
EW0410	123.68	68.68	55.00
EW0411	148.74	93.74	55.00
EW0116	87.82	32.82	55.00

Item #	TOTAL	Item	Install
510	97.24	42.24	55.00
575	107.26	52.26	55.00



driven to *outperform*™

Link Manufacturing develops an extensive range of aluminum ramps that provide safe, easy and economical solutions for your loading and handling needs. Whether you require a straight, bifold, trifold, swivel, lightweight, heavy duty or a customized cargo ramp solution for your unique needs, you can be confident that each Link aluminum ramp is built to perform in the most challenging conditions. All of our aluminum ramps are engineered, tested and manufactured to the highest quality standards right here in the USA.

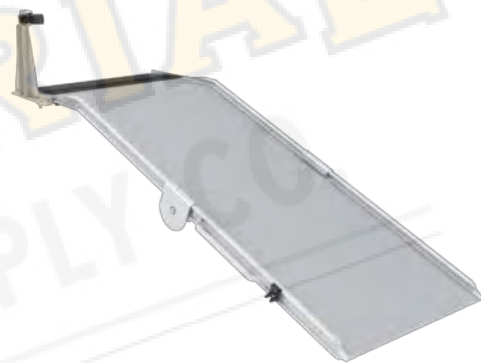
Mounted Ramps

Link Manufacturing has developed a broad array of deployable mounted aluminum ramp solutions engineered for commercial vans and box trucks. Link's lightweight, lowprofile mounted aluminum ramps vertically mount just inside a vehicle's rear or side doors. Each mounted ramp is made from high-strength aluminum and engineered for simple installation and ease of use. All Link mounted ramps are fast, easy and convenient to deploy.



Swivel Ramp

Link has put a new twist on aluminum ramps. Our swivel ramp offers unmatched flexibility for loading and unloading any sized cargo, with 180-degree rotation and two storage locations. The swivel ramp mounts in the rear stored position like a traditional folding ramp, but can swing to also be stored inside, behind the wheel well – providing options for instances when a loading ramp isn't needed.



Portable Ramps

Link's portable aluminum ramps are available for both lightweight and heavy-duty applications, featuring either folding or straight designs. The extensive range of portable ramps provide users with safe, durable, and economical solutions for their cargo loading and handling needs. An optional, high-friction, perforated deck surface is also available for applications where exposure to ice, oils, moisture and other slippery substances are common.



Due to the custom options of these ramps, please contact your Industrial Truck & Van Branch for a custom quote.

» LADDERS



Stepladders
Fiberglass Stepladders
Aluminum Stepladders



Twin Sided Stepladders
Fiberglass Twin Sided
Aluminum Twin Sided



Platform/Podium Ladders
Podium Ladders
Fiberglass Platform
Aluminum Platform
Store Stocker's Ladders



Extension Ladders
Fiberglass Ext Ladders
Aluminum Ext Ladders



Specialty Ladders
Telescoping Ladders
Manhole Ladders
Multi-purpose Ladders
Posting Ladders
Fire Escape Ladders

» CONSTRUCTION EQUIPMENT



Jobsite Management Boxes
DATAVAULT
DATAVAULT Mobile



Jobsite Storage Boxes
Field Station Boxes
Piano Boxes
Chests & Cabinets
Rolling Work Benches
Parts & Accessories



Pump Jack Systems
Alum-A-Pole Pump Jack Systems
Werner Pump Jack Systems
Aluminum Stages



Siding Brakes
Tapco Siding Brakes
Van Mark Accessories
Alum-A-Pole Siding Brakes



Shingle Hoists
Gas Hoists
Electric Hoists
Hoist Accessories

» FALL PROTECTION & SAFETY



A - Anchors
Cross Arm Straps
Pour-In Anchor Straps
Roof Anchors
I-Beam Anchors
Concrete Anchors



B - Bodywear / Harness
Werner Proform
"F3" Harnesses
Blue Armor Harnesses
LiteFit Harnesses
Basewear Harnesses



C - Connectors
Self-Retracting Lifeline (SRL)
Lanyards
Positioning Lanyards
Tie-Back Lanyards



Lifelines
Horizontal Lifelines
Vertical Lifelines
Rope



Fall Protection Kits
Roofer Kits
Construction Kits
Aerial Lift Kits

» TRUCK EQUIPMENT



Truck Racks
Full Ladder Racks
Removable Ladder Racks
Service Body Racks
Window Guards



Truck Boxes
Cross Boxes
Saddle Boxes



Truck Trade Packages
General Contractor
Security Alarm Starter
Commercial Starter
Shelving Starter



Transfer Tanks
Transfer Tanks



Transfer Pumps
Transfer Pumps
Parts & Accessories



WE INSTALL! >>

VAN INTERIORS

VAN RACKS

LIGHTING

TRUCK BOXES

TRUCK RACKS

WORK DESKS



NOT SURE WHAT YOU NEED?

WE'LL HELP YOU FIND THE RIGHT PRODUCTS!



CALL US AT 877-451-9532

WE ARE DIFFERENT WHY BUY FROM INDUSTRIAL LADDER?

We are "Classic Service"

INDUSTRIAL LADDER'S DIFFERENCE

Industrial Ladder & Supply Co. was founded in 1975. Our company was established and has been continuously operated as a family owned business since. The founders possessed the experience and knowledge needed to lay the foundation for what would become one of America's largest and most respected Ladder, Scaffold, and Truck Equipment distributors. Industrial Ladder serves the eastern half of the United States from our 5 distribution centers. Most of our deliveries are done on our own company vehicles for a far better customer experience. Today, we are proud to have three generations of family members involved in operating the company.



ILLINOIS

245 E ADELE COURT
VILLA PARK, IL 60181
630-530-7580

MARYLAND

7111 DORSEY RUN RD STE 102
ELKRIDGE, MD 21075
301-490-0281

MINNESOTA

9437 UNIVERSITY AVE NE
SPRING LAKE PARK, MN 55432
763-784-4111

NEW JERSEY

111 LEUNING ST. UNIT C
SOUTH HACKENSACK, NJ 07606
201-438-5400

OHIO

4725 PORT UNION RD
HAMILTON, OH 45011
513-860-9720

Pricing and Availability Subject to Change Without Notice / Not responsible to typographical errors.