



Mercedes-Benz

Mercedes-Benz Metris Cargo Vans Dealer UpFit Catalog



ADRIAN STEEL®

Cargo Management Solutions for Commercial Vehicles



Dealer Info:



Mercedes-Benz

Consult your dealer for complete UpFit Incentive details and requirements

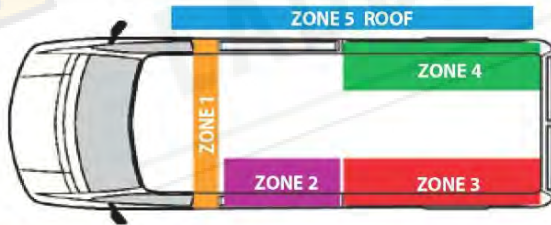
Work Ready

YOU HAVE COME TO THE RIGHT PLACE FOR ORGANIZING YOUR SPRINTER CARGO VAN.

Adrian Steel has all the storage products you will need, and the tools to put them all together to best utilize the space in your Sprinter. This catalog is set up to walk you through the product categories as you would add them into your vehicle. Follow these simple steps to create an interior that fits your needs:

Sprinter Van

MAKE YOUR VEHICLE WORK READY!



ZONE 1 PARTITION

- Choose partition style: solid, perforated, or with a hinged door.
- Determine Sprinter roof height.
- Add accessories on both cab and cargo side.
- I need:

ZONES 2, 3, 4 CURBSIDE & STREETSIDE

- Use layout diagrams to determine the amount of space available.
- Choose from a variety of shelving units and modules that will best organize the tools and equipment you need to carry.
- I need:

ADDITIONAL STORAGE

- Determine the space needed for specialty equipment: tank racks, lockers, reel holders, Floor Drawer floor drawers and more.
- Add accessories including door kits, drawers, hooks and more.
- I need:

ZONE 5 ROOF

- Determine what will be carried: ladders, sheet goods, conduit, etc.
- Choose the LoadsRite for specifically carrying ladders or a Cargo Rack to carry a variety of cargo.
- Add rack accessories including step ladder kits, ratchet straps, conduit carriers and more.
- I need:

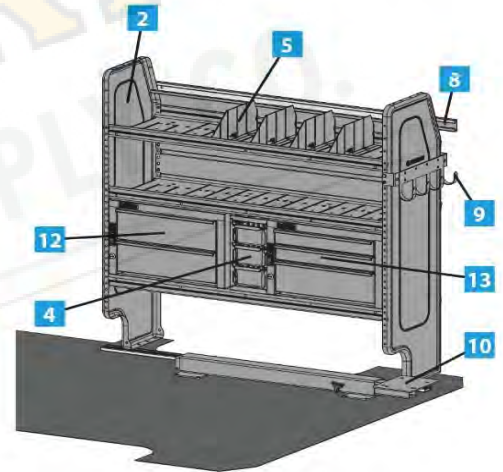
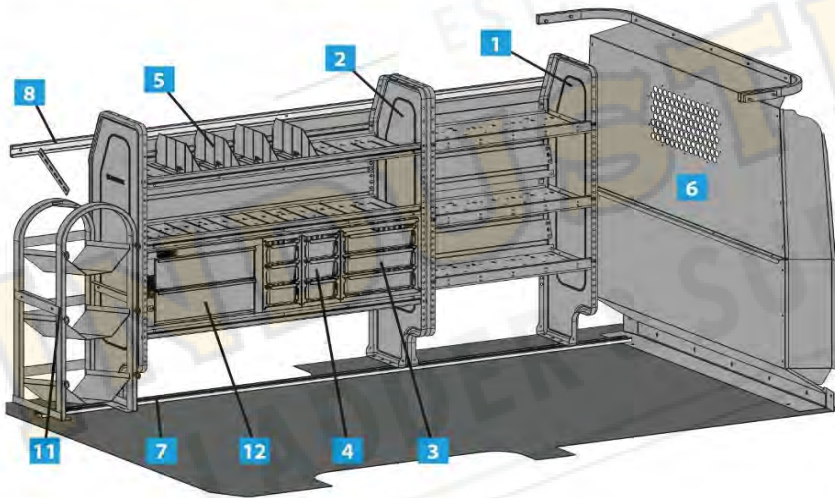
Metris 135" WB



Note: Dimensions for reference only. Measure your van or contact your distributor for your exact needs. All illustrations, photos and specifications in this publication are based on the latest product information available at the time of content approval.

The right is reserved to make changes at any time, without notice, in materials, specifications and models, and also to discontinue models.



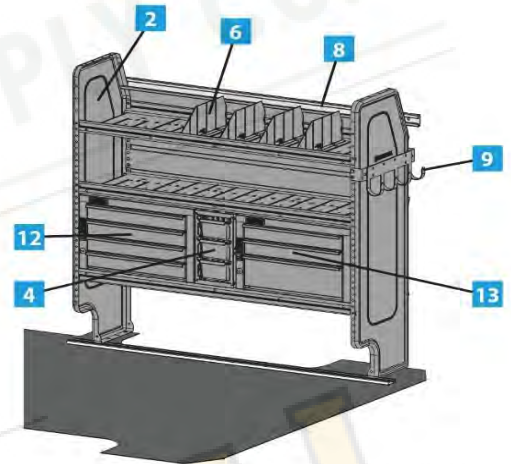
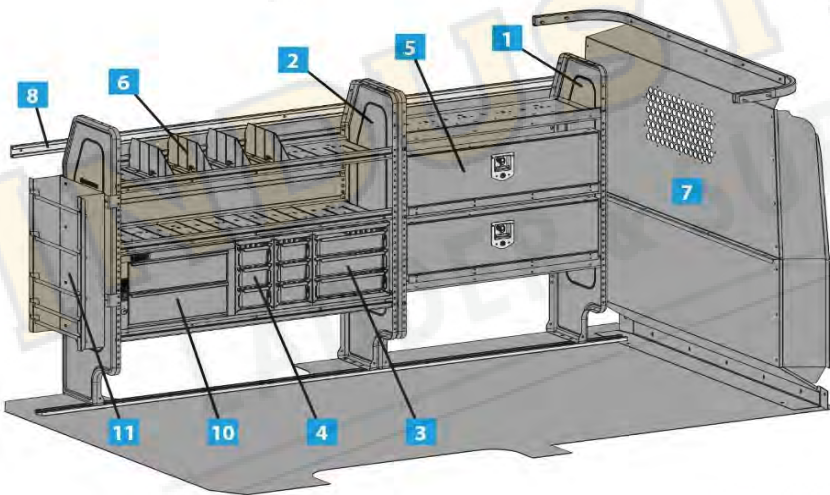


PLUMBING, HEATING, & A/C STARTER PACKAGE

4318MM

Item	Model	Description	Qty.
4318MM Plumbing, Heating, A/C Upfit			
1	AD26TC	Adjustable 3-Shelf Unit	1
2	AD44FP	Adjustable 3-Shelf Unit	2
3	DC12	3-Drawer Unit	1
4	DC6	3-Drawer Unit	3
5	DK4208	Door Kit w/ Open Back	2
6	DV14C8	14" Shelf Dividers	1
7	P2MMS	Steel Partition w/ Visibility	1
8	RKAWTR	Welded Tank Rack Rail Adapter	1

Item	Model	Description	Qty.
9	RKMM	Mounting Rail Kit	1
10	TA1WAD	4-Hook Bar w/ Adapter	1
11	VMA36	Vise Mount Assembly	1
12	WTR230150	Welded Tank Rack	1
13	19	2-Drawer Unit w/ Lock	2
14	919	3-Drawer Unit w/ Lock	1



ELECTRICAL & GAS STARTER PACKAGE

4319MM

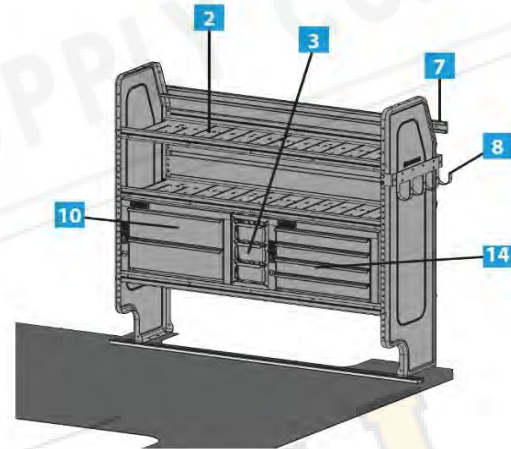
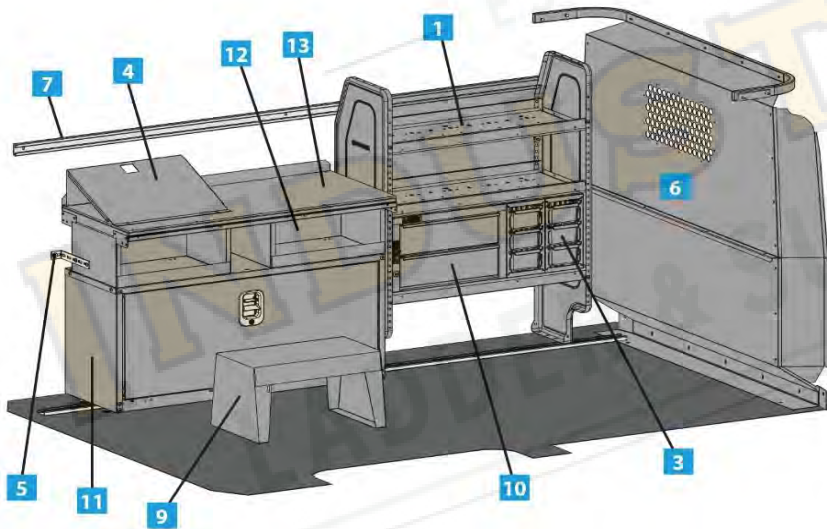
Item	Model	Description	Qty.
4319MM Electric-Gas Upfit			
1	AD32FP	Adjustable 3-Shelf Unit	1
2	AD44FP	Adjustable 3-Shelf Unit	2
3	DC12	3-Drawer Unit	1
4	DC6	3-Drawer Unit	3
5	DK3008	Door Kit	1
6	DK4208	Door Kit w/ Open Back	1
7	DV14C8	14" Shelf Dividers	1
8	P2MMS	Steel Partition w/ Visibility	1

Item	Model	Description	Qty.
9	RKMM	Mounting Rail Kit	1
10	TA1WAD	4-Hook Bar w/ Adapter	1
11	19	2-Drawer Unit w/ Lock	1
12	46106	WRH5 With AD Brackets	1
13	9	4-Drawer Unit w/ Lock	1
14	919	3-Drawer Unit w/ Lock	1

Item #	TOTAL	Item	Install
4318MM	4113.90	3539.70	574.20
4319MM	3776.13	3238.23	537.90

Item #	TOTAL	Item	Install

Item #	TOTAL	Item	Install

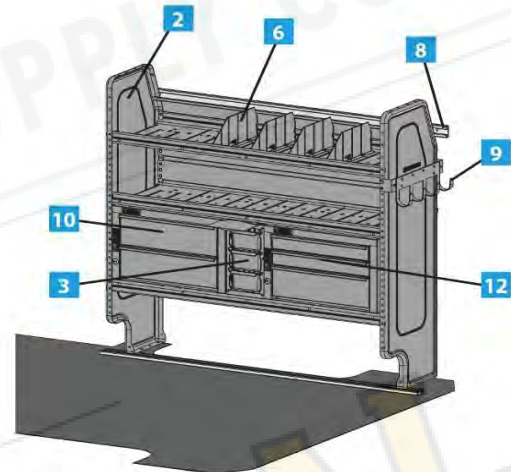
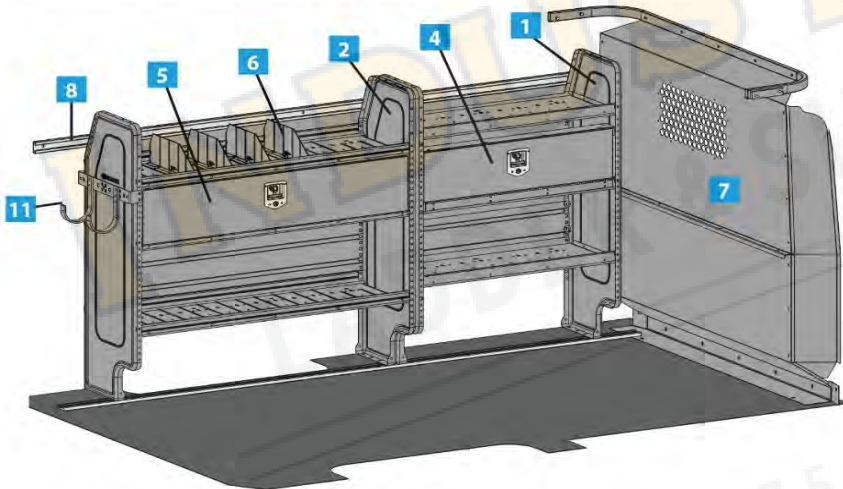


LOCKSMITH STARTER PACKAGE

2255MM

Item	Model	Description	Qty.
2255MM Locksmith Upfit			
1	AD32FP	Adjustable 3-Shelf Unit	1
2	AD44FP	Adjustable 3-Shelf Unit	1
3	DC6	3-Drawer Unit	3
4	KMB18	Key Machine Base	1
5	MB113	Mounting Bracket w/ Fasteners	2
6	P2MMS	Steel Partition w/ Visibility	1
7	RKMM	Mounting Rail Kit	1
8	TA1WAD	4-Hook Bar w/ Adapter	1

Item	Model	Description	Qty.
9	14	Step Stool	1
10	19	2-Drawer Unit w/ Lock	2
11	40H	Wheelwell Bin w/ Lock, ProMaster	1
12	46618	Riser Shelf Kit, MD608PM	2
13	54	Workbench Top	1
14	9	4-Drawer Unit w/ Lock	1



GENERAL SERVICE STARTER PACKAGE

4317MM

Item	Model	Description	Qty.
4317MM General Package Upfit			
1	AD32FP	Adjustable 3-Shelf Unit	1
2	AD44FP	Adjustable 3-Shelf Unit	2
3	DC6	3-Drawer Unit	1
4	DK3008	Door Kit	1
5	DK4208	Door Kit w/ Open Back	1
6	DV14C8	14" Shelf Dividers	1
7	P2MMS	Steel Partition w/ Visibility	1
8	RKMM	Mounting Rail Kit	1

Item	Model	Description	Qty.
9	TA1WAD	4-Hook Bar w/ Adapter	1
10	19	2-Drawer Unit w/ Lock	1
11	47939	2-Utility Hooks w/ End Panel Adapter	1
12	919	3-Drawer Unit w/ Lock	1

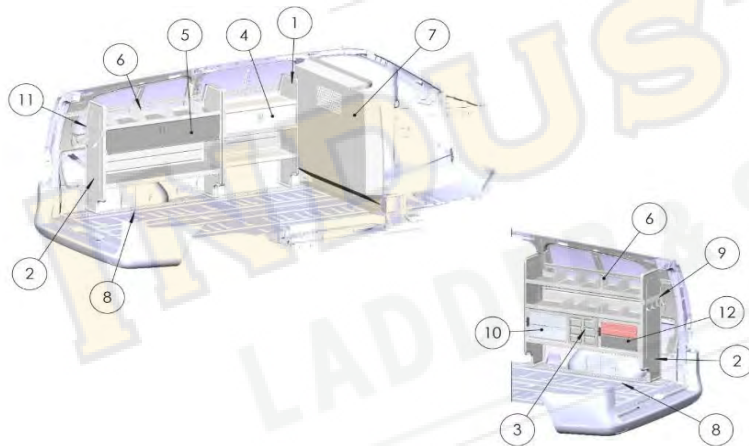
Item #	TOTAL	Item	Install
2255MM	3744.83	3120.03	624.80
4317MM	3067.93	2604.83	463.10
	#N/A	#N/A	#N/A
	#N/A	#N/A	#N/A

Item #	TOTAL	Item	Install
4011H	5553.94	4711.34	842.60
4011S	5498.59	4655.99	842.60
4012H	5177.78	4395.68	782.10
4012S	5122.43	4340.33	782.10

Item #	TOTAL	Item	Install

4317MML

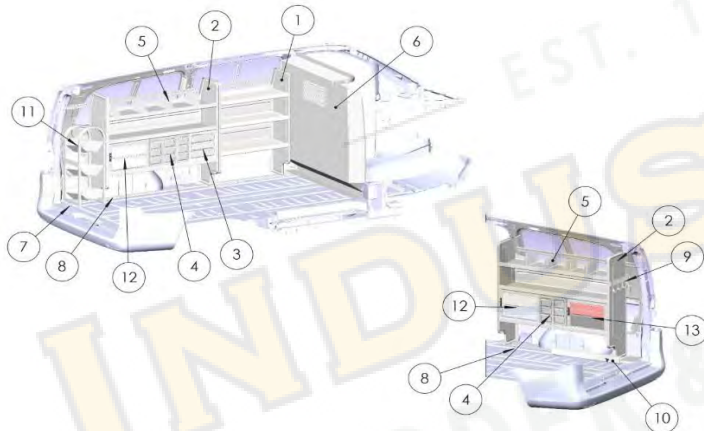
General Service Starter Package, Metris 135"



Item	Model	Description	Qty.
1	AD32FP	Adjustable 3-Shelf Unit	1
2	AD50FP	Adjustable 3-Shelf Unit	2
3	DC6	3-Drawer Unit	2
4	DK3008	Door Kit	1
5	DK4808	Door Kit	1
6	DV14C8	Shelf Divider Kit	1
7	P2MMS	Steel Partition w/ Visibility	1
8	RKMMLWB	Mounting Rail Kit	1
9	TA1WAD	4-Hook Bar w/ End Panel Adapter	1
10	19	2-Drawer Unit w/ Lock	1
11	47939	2-Utility Hooks w/ End Panel Adapter	1
12	919	3-Drawer Unit w/ Lock	1

4318MML

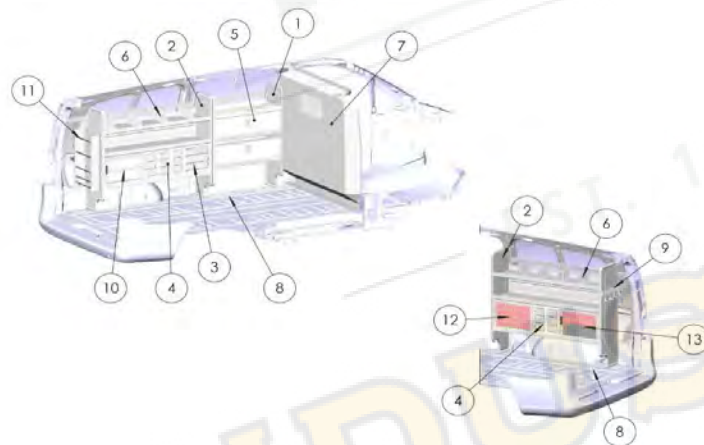
Plumbing, Heating, & A/C Starter Package, Metris 135"



Item	Model	Description	Qty.
1	AD32FP	Adjustable 3-Shelf Unit	1
2	AD50FP	Adjustable 3-Shelf Unit	2
3	DC12	3-Drawer Unit	1
4	DC6	3-Drawer Unit	5
5	DV14C8	Shelf Divider Kit	1
6	P2MMS	Steel Partition w/ Visibility	1
7	RKAWTR	Welded Tank Rack Rail Adapter	1
8	RKMMLWB	Mounting Rail Kit	1
9	TA1WAD	4-Hook Bar w/ End Panel Adapter	1
10	VMA36	Vise Mount Assembly	1
11	WTR330	Welded Tank Rack	1
12	19	2-Drawer Unit w/ Lock	2
13	919	3-Drawer Unit w/ Lock	1

4319MML

Electrical & Gas Starter Package, Metris 135"



Item	Model	Description	Qty.
1	AD32FP	Adjustable 3-Shelf Unit	1
2	AD50FP	Adjustable 3-Shelf Unit	2
3	DC12	3-Drawer Unit	1
4	DC6	3-Drawer Unit	5
5	DK3008	Door Kit	2
5	DV14C8	Shelf Divider Kit	1
6	P2MMS	Steel Partition w/ Visibility	1
8	RKMMLWB	Mounting Rail Kit	1
9	TA1WAD	4-Hook Bar w/ End Panel Adapter	1
10	19	2-Drawer Unit w/ Lock	1
11	46106	5-Bar Spool Holder w/ AD Adapter	1
12	9	4-Drawer Unit w/ Lock	1
13	919	3-Drawer Unit w/ Lock	1

Item #	TOTAL	Item	Install
4317MML	3186.91	2723.81	463.10
4318MML	4328.85	3754.65	574.20
4319MML	3980.79	3442.89	537.90

Item #	TOTAL	Item	Install

Item #	TOTAL	Item	Install

PROTECTION FOR CARGO. PROTECTION FROM CARGO. Adrian partitions provide security from shifting loads. Choose a perforated partition for visibility or solid for better climate control. Solid and hinged door partitions are available.

Features & Benefits

- Built of strong, 16-gauge steel.
- Formed channels for extra strength.
- Steel-Cote™ diamond-hard finish resists scratches and dents.
- Perforated partition panels are strong and quiet.
- Includes all assembly and installation fasteners for base van trim level.
- Higher trim levels may require modifying trim or partition.
- Partition features lower access holes for electrical wiring.

All illustrations, photos and specifications in this publication are based on the latest product information available at the time of content approval.

The right is reserved to make changes at any time, without notice, in materials, specifications and models, and also to discontinue models.

Steel Partition w/ Visibility

P2MMS 63"W x 13"D x 53"H Partition installs to factory attachments, no drilling or setting plusnuts required!



Model	Streetside		Center		Curbside	
	Solid	Perforated	Solid	Perforated	Solid	Perforated
P2MMS	■			■	■	

Metris Composite Partition , Black



PARMM-NW

Composite Partition, no window

PARMM

Composite Partition, with window



Adrian Steel's new line of composite partitions offers unparalleled comfort for the driver.

Climate Control – Quickly cool down or heat up the cab area of the cargo van, reduce idle time doing so and save fuel!

Sound Deadening – Reduce the harshness of the cargo noise entering the cab area. This reduces driver distractions and makes for a quieter environment to communicate when driving.

Leg Room – Full seat travel and a comfortable recline angle makes the composite partition our most comfortable line of partitions we sell.

Organize – Partitions are a great location to hang your cargo. Easily add safety items like fire extinguishers and first aid kits, or hooks to hang your extension cords or hoses.

Item #	TOTAL	Item	Install
P2MMS	622.89	540.39	82.50

Item #	TOTAL	Item	Install
PARMM-NW	995.42	846.92	148.50
PARMM	1013.64	865.14	148.50

Item #	TOTAL	Item	Install

Adrian's accessories allow you to fully utilize your partition space for storage and organization.

These accessories will make locating your equipment easier with practical item storage for required safety equipment and/or everyday materials. Take advantage of your partition space for a more efficient upfit solution!



Vehicle Safety

PA7 Reflector Kit w/ Bracket

PA8 1-A:10-BC Fire Extinguisher



PA9 First Aid Tray secures first aid box to partition or other vertical surface.

Overall size: 11" W, 4.5" H, 3-1/8" D.



Tank Holders

TH30 Tank Holder 30 lb

TH50 Tank Holder 50 lb.



TA1 4-Hook Bar

2" X 12" with 2" hanger opening. Mounts to any vertical surface



PA10 File Holder

Partition mounted holder for forms, manuals or work related papers

Overall size: 12" W, 7" H, 5" D.



PA11 File Box

mounts to partition or other vertical surface.

Overall size: 14" W, 10-1/2" H, 3-1/2" D.



CB2 2-Book File

has hinged retaining straps. Mounts to floor or other horizontal surface.

Overall size: 6" W, 14" H, 9 3/4" D.

BH4 4-Slot Literature Rack

Designed to mount on partition or almost any vertical surface. Excellent for binders. Each pocket is 2 1/2" deep.

Overall size: 12-3/4" W, 19-1/2" H, 2-1/2" D.



Item #	TOTAL	Item	Install
PA7	128.76	106.76	22.00
PA8	113.83	91.83	22.00
PA9	27.67	16.67	11.00
TH30	91.36	69.36	22.00

Item #	TOTAL	Item	Install
TH50	92.55	70.55	22.00
TA1	57.63	35.63	22.00
PA10	56.52	34.52	22.00
PA11	123.00	101.00	22.00

Item #	TOTAL	Item	Install
CB2	111.40	83.90	27.50
BH4	170.19	148.19	22.00

Drawer Units - Lock 'n Latch System

18"W x 12"H x 12"L steel cabinet with composite drawers. New drawer glides for better operation.

Model	Desc. & Drawer Size (Qty.)
19	2-Drawer Unit w/ Lock (2)
919	3-Drawer Unit w/ Lock
9	4-Drawer Unit w/ Lock (4)




NEW & IMPROVED!

Drawer Units

Locking Hinge & Hasp

#2 measures 18"W x 24"H x 18"L
#8 measures 18"W x 18"H x 12"L

Model	Desc. & Drawer Size (Qty.)
8	3-Drawer Unit (3)
2	4-Drawer Unit (4)
25	Drawer Divider Assembly (1)
26	Drawer Divider Assembly (1)



Drawer Components

High-impact polymer construction with drawer retention stops.

Model	Desc. & Cabinet Size
DC6	3-Drawer Unit
DC12	3-Drawer Unit
Interlocking feature allows up to 2 units stacked vertically or multiple units horizontally. 5lb. weight capacity per drawer.	



Shelf Cabinets can be used free standing or are perfect for stacking with our lockable drawer units.

Model	Description & Cabinet Size
1	Adjustable Single Shelf Cabinet w/Lock
12	Adjustable Single Shelf Cabinet w/Lock
1A	Cabinet Shelf
12A	Cabinet End Panel



Cabinet Lockers

Lockers feature a 46" high storage space with removable shelves.

Model	Description & Cabinet Size
CL1446R	Adjustable 3-Shelf Cabinet w/ Lock
CL1446D	Adjustable 3-Shelf Cabinet w/ Lock

REEL HOLDERS



1: CRH2 Cable Reel Holder features a durable frame, two steel shafts that holds up to a 15-1/2" diameter reel by 14" wide.

Overall size: 19-1/8" W, 16" D, 44-7/8" H



2: KDRH2 2-Bar Wire Reel Holder holds large spools up to 16" wide and 18" in diameter. Spools nest on conveyor rollers. Includes tie-down chains with neoprene covers.

Overall size: 18" W, 46" H, 18" D

3: WRH5 5-Bar Spool Holder Five removable bars hold wire spools up to 6" in diameter. Reel Holder mounts to shelf ends or any vertical surface.

Overall size: 12" W, 25" H, 4"



Item #	TOTAL	Item	Install
19	232.90	188.90	44.00
919	284.29	240.29	44.00
9	336.65	292.65	44.00
8	292.87	248.87	44.00
2	347.80	317.00	30.80
25	45.30	45.30	0.00

Item #	TOTAL	Item	Install
25	45.30	45.30	0.00
DC6	93.77	82.77	11.00
DC12	138.68	127.68	11.00
1	222.71	202.91	19.80
12	185.61	163.61	22.00
1A	42.25	36.75	5.50

Item #	TOTAL	Item	Install
12A	26.75	15.75	11.00
CL1446R	424.21	363.71	60.50
CL1446D	424.21	363.71	60.50
CRH2	370.06	315.06	55.00
KDRH2	469.63	315.63	154.00
WRH5	100.56	84.06	16.50



1: CB5 5-Slot Literature Rack Mount on partition or other vertical surface. 2-1/2" deep pockets. 12"W, 24"H, 2-1/2"D.



2: 43 3-Shelf Literature Rack Fits in narrow spaces. It has three tilted shelves. Perfect for binders and catalogs. 6" W, 34" H, 12" D.



3: CB7 7-Slot Literature Rack Mount on partition or other vertical surface. 6-3/4" deep pockets. 14-3/4"W, 28-7/8"H, 7"D.

Tank Racks vertically carry 30-lb. and 50-lb. Refrigerant tanks. Racks feature 14-gauge tubular steel frames welded for strength with sloped cradles and nylon straps.

Model	Description
WTR130250	(1) 30 lb & (2) 50 lb tanks
WTR230150	(2) 30 lb & (1) 50 lb tanks
WTR330	(3) 30 lb tanks
WTR350	(3) 50 lb tanks
WTR430	(4) 30 lb tanks



WTR430

WTR130250

WTR230150

PPCS



PPCL

LARGE PORTABLE PARTS CASES

Versatile, lightweight, durable, convenient and mobile - these **Portable Parts Cases** are perfect for the tech who needs to carry small parts and inventory to the jobsite.

The impact resistant body can be organized with the included adjustable dividers. The see-through lids with snap latches make identifying contents easy.

PPCS 14" x 14" x 3.75"

PPCL 14" x 14" x 6.25"



LKB1 Lock Box
20" W, 14.5" H, 25" D

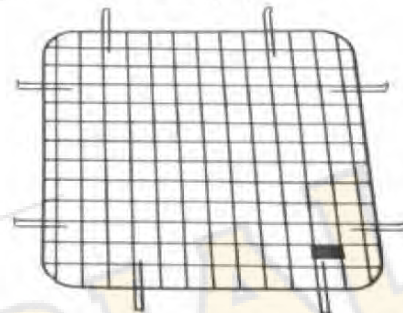


CHPPC5SM
16.5" x 14" x 35"

Case Holder options give you the ability to house multiple Portable Parts Cases near the vehicle door for easy access to grab-and-go. **CHPPC5SM** include a tray that holds an optional first aid kit and feature slanted shelves.

Aluminum Lock Box

- Stores valuable tools and paperwork.
- Gas shock opens and closes the large lid.
- The large lock will accommodate a padlock or hockey puck style lock (not included.)
- Designed to mount on the van floor facing out the side or rear doors.
- Aluminum construction with powder coat black paint.



Wire Window Screens add security to cargo area windows. Screens are available for street and curbside sliding doors and rear doors.

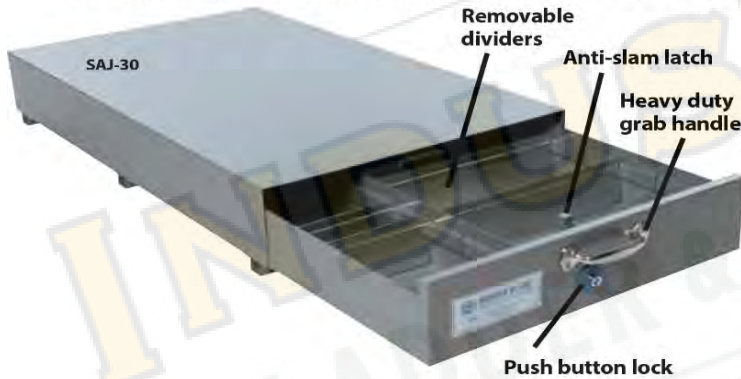
- 60-75 Passenger Side Sliding Door Security Screen
- 60-76 Driver Side Sliding Door Security Screen
- 60-77 Passenger Side Rear Door Security Screen
- 60-78 Driver Side Rear Door Security Screen

Item #	TOTAL	Item	Install
CB5	163.15	141.15	22.00
43	155.26	111.26	44.00
CB7	196.57	174.57	22.00
PPCS	43.43	43.43	0.00
PPCL	52.14	52.14	0.00
CHPPC5SM	578.49	523.49	55.00

Item #	TOTAL	Item	Install
LKB1	702.31	647.31	55.00
WTR130250	406.20	351.20	55.00
WTR230150	394.57	352.77	41.80
WTR330	399.78	357.98	41.80
WTR350	399.78	357.98	41.80
WTR430	458.01	416.21	41.80

Item #	TOTAL	Item	Install
60-75	145.22	101.22	44.00
60-76	145.22	101.22	44.00
60-77	112.91	79.91	33.00
60-78	112.91	79.91	33.00


ADRIAN'S FLOOR DRAWER IS THE FINEST FLOOR STORAGE UNIT YOU CAN BUY.



- 14 Gauge steel outer cabinets are constructed with top channel cross support members for strength and rigidity.
- Drawers are constructed with double side-walls to prevent bowing and to accommodate items up to 48" in length.
- The anti-slam latch stops drawers from completely closing without positive latch activation.
- Heavy-duty grab handle and push button lock allows for comfortable, one-handed drawer operation.
- Durable powder coat finish will provide years of rugged service.
- Easy glide drawers with full width recessed conveyor roller at front and hardened steel roller bearings at rear.
- Install at rear or side doors, and units can be stacked.



SA-10



SA-20



SA-40

Floor Drawer DEEP SERIES

Model	Description	Cabinet Size	Drawer Size	Floor Drawer Traction Kit	Divider
SA-10	Single Compartment Floor Drawer	10"W x 12"H x 51-1/2"D	9-5/8"W x 8-1/2"H x 48-1/2"D	TK10	DV9(5)
SA-20	Single Compartment Floor Drawer	20"W x 12"H x 51-1/2"D	19-5/8"W x 8-1/2"H x 48-1/2"D	TK20	DV19(5)
SA-40	Triple Compartment Floor Drawer	40"W x 12"H x 51-1/2"D	9-5/8"W x 8-1/2"H x 48-1/2"D (2) 19-5/8"W x 8-1/2"H x 48-1/2"D	TK40	DV9(10) DV19(5)



SAJ-10



SAJ-20



SAJ-30



SAJ-40

Floor Drawer SHALLOW SERIES

Model	Description	Cabinet Size	Drawer Size	Floor Drawer Traction Kit	Divider
SAJ-10	Single Compartment Floor Drawer	10"W x 8-1/2"H x 51-1/2"D	9-5/8"W x 5-1/4"H x 48-1/2"D	TK10	DVJ9(5)
SAJ-20	Single Compartment Floor Drawer	20"W x 8-1/2"H x 51-1/2"D	19-5/8"W x 5-1/4"H x 48-1/2"D	TK20	DVJ19(5)
SAJ-30	Double Compartment Floor Drawer	30"W x 8-1/2"H x 51-1/2"D	9-5/8"W x 5-1/4"H x 48-1/2"D 19-5/8"W x 5-1/4"H x 48-1/2"D	TK30	DVJ9(5) DVJ19(5)
SAJ-40	Triple Compartment Floor Drawer	40"W x 8-1/2"H x 51-1/2"D	9-5/8"W x 5-1/4"H x 48-1/2"D (2) 19-5/8"W x 5-1/4"H x 48-1/2"D	TK40	DVJ9(10) DVJ19(5)

Floor Drawer Traction Kits

are available to provide a positive friction surface for better footing. Traction Kits are 4" wide, self-adhesive strips.

Additional Dividers are available and are sold individually.

FLOOR DRAWERS ARE LOADED WITH FEATURES!

- Adrian Steel exclusive Anti-Slam latch keeps drawer from closing without positive latch activation. The only aluminum drawer in the industry with this feature!
- An automotive grade lock keeps expensive cargo secure and the adjustable divider helps keep contents segmented.
- The integral latch keep the drawer open when you are on an incline and closed when your done!
- Heavy duty grab handles and ball bearing slides allow the drawer to open and close with ease.
- Can be stacked to utilize large cubic storage areas.
- 24" deep units have a weight capacity of 350 lbs. and the 36" deep have a 325 lb. weight capacity.



AFD241224
weight 46lbs.



AFD181236
weight 52lbs.

AFD241236
weight 60lbs.

Item #	TOTAL	Item	Install
SA-10	1019.48	942.48	77.00
SA-20	1251.90	1169.40	82.50
SA-40	1820.60	1738.10	82.50
TK10	56.75	45.75	11.00
TK20	113.50	91.50	22.00

Item #	TOTAL	Item	Install
TK30	141.88	114.38	27.50
TK40	198.63	160.13	38.50
SAJ-10	982.76	905.76	77.00
SAJ-20	1195.25	1112.75	82.50
SAJ-30	1478.60	1396.10	82.50

Item #	TOTAL	Item	Install
SAJ-40	1727.40	1644.90	82.50
AFD181236	1263.16	1208.16	55.00
AFD241224	1025.95	970.95	55.00
AFD241236	1370.97	1315.97	55.00

GRIP LOCK Ladder Rack

Single Grip Lock Ladder Rack for Mercedes Metris Vans. Aluminum construction with plastic and plastisol ladder contact surfaces to protect fiberglass ladders. This Rack can carry 28' Extension Ladders ; check your local regulations regarding rear overhanging loads.

NOTE : Vehicle Roof Load Rating is 330 Lbs. Max.

Catalog #	Description
2BMM	2-Bar Utility Rack
61-MM	Single grip Lock ladder rack
63-MM	Double Grip Lock Ladder Rack
1BMMGL	Center Cross Bow Kit
69-TCL14	Extension kit (28' ladders, requires 1BMMGL)
61TCSSUR	Utility Rack Add-On Kit



61-MM Single Grip Lock Ladder Rack

Utility Rack (not shown)

This lightweight and adjustable Utility Rack for the Metris features an aluminum construction with composite surfaces to prevent damage to ladders or cargo. Can carry up to a 24 ft. long extension ladder or up to 125 pounds. Measures 63"W, 77.5"D, 11"H. No-drill installation.

Order 1BPMCGL Center Cross Bow Kit for carrying short ladders or cargo.

63-MM Double Grip Lock Ladder Rack
1BMMGL Center Cross Bow Kit



Item #	TOTAL	Item	Install
2BMM	660.74	550.74	110.00
61-MM	822.10	712.10	110.00
63-MM	1160.38	1006.38	154.00

Item #	TOTAL	Item	Install
1BMMGL	185.42	152.42	33.00
69-TCL14	#N/A	#N/A	#N/A
61TCSSUR	112.67	76.37	36.30

Item #	TOTAL	Item	Install

MERCEDES METRIS

Give your business endless possibilities

Aerodynamic, rugged and durable, AluRack can safely secure all of your bulky cargo. A standard rear roller makes it easy to load bulky sheets of plywood, pipes, lumber, or even weekend toys.

Work hard, look stylish and stay safe.

Images shown are for illustrative purposes only. Actual colors, finishes, and/or vehicle mounting hardware may vary depending on the vehicle and product model selected

Rack models fit both Metris and Metris Worker vehicle models



Rear Roller makes loading and unloading easy



Improve productivity – Easily unload and load cargo with assistance from the standard rear roller.



Rugged and durable anodized aluminum enhances vehicle's professional image.



Maintain vehicle warranty and resale value with no holes to drill.



Provides the most versatile way to transport your cargo.

MODELS	VEHICLE WHEELBASE	VEHICLE HEIGHT	CROSSBAR QUANTITY	CROSSBAR WIDTH	WEIGHT
AR1916	126 IN	76 IN	8	67 IN	69 lbs
AR1937	135 IN	76 IN	8	67 IN	71 lbs

Item #	TOTAL	Item	Install
AR1916	1137.40	898.40	239.00
AR1937	1195.19	956.19	239.00

Item #	TOTAL	Item	Install

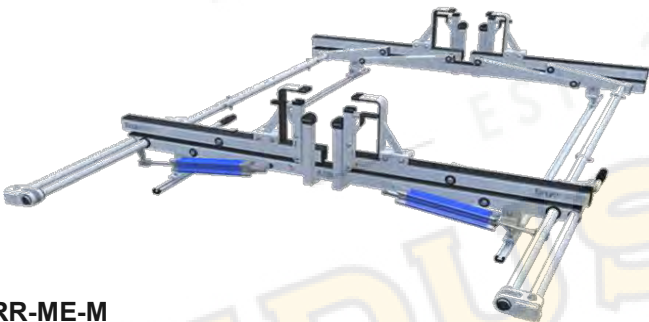
Item #	TOTAL	Item	Install

Metris with ErgoRack / Lightweight, Safe and Easy

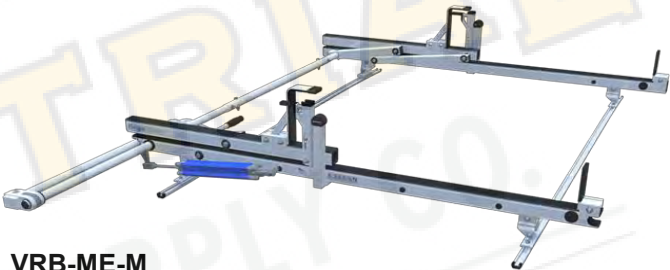
Prime Design has been the industry’s ergonomic leader since 1992, when we first introduced the concept of an ergonomic ladder rack.

Our design philosophy starts with the worker – how can we make the job safer, easier and more comfortable for the human body? That is because we firmly believe that a product’s design and how it impacts the user is every bit as important as the quality of materials and construction.


The ErgoRack was designed to reduce muscle stress, eliminate risk of injury and speed the job of loading and unloading ladders from a work van.



VRR-ME-M



VRB-ME-M



VBR-ME-M



VBB-ME-M

VRR-ME-M Features

Ladder Drop Rack BOTH Sides
CURBSIDE: ROTATION
STREETSIDE: ROTATION

VRB-ME-M Features

Ladder Drop Rack STREETSIDE
CURBSIDE: BASE - END STOPS
STREETSIDE: ROTATION

VBR-ME-M Features

Ladder Drop Rack CURBSIDE
CURBSIDE: ROTATION
STREETSIDE: BASE - END STOPS

VBB-ME-M Features

Ladder Rack - NO Drop Downs
CURBSIDE: BASE - END STOPS
STREETSIDE: BASE - END STOPS

VRR-ME-M	2164.09	1864.09	300.00
VBR-ME-M	1412.25	1162.25	250.00
VRB-ME-M	1412.25	1162.25	250.00
VBB-ME-M	660.42	460.42	200.00







METRIS COMPLETE TURN KEY KIT - 2007-PRESENT

Part # MET-FVK-SLIDE-TK / Single Sliding Door

Part # MET FVK DBL-SLIDE-TK / Double Sliding Door



 Puck Locks(2) Keyed Alike	 Blade Bracket
 Spinners	 Weather Covers

This Kit includes everything you need for a complete installation on one vehicle.

Additional configurations are available on our website

www.industrialladder.com

EW0400 SERIES

INTERIOR LIGHTING

ILUMINACIÓN INTERIOR | ÉCLAIRAGE D'INTERIEUR



12-24V | FLOOD | SURFACE MOUNT

FLUJO
PROJECTION

MONTAJE EN SUPERFICIE
MONTAGE EN SURFACE

2" D x 5.4" W x 0.5" D | 51mm H x 137mm W x 13mm D (EW0400/10)
2" D x 11.8" W x 0.5" D | 51mm H x 300mm W x 13mm D (EW0401/11)



EW0400



Additional Light Styles
and Backup Alarms are
available on our website

www.industrialladder.com

Model	Length	Type	Lumens	Amps
EW0400	5.4" / 137MM	LED - Switched	200	0.4
EW0411	11.8" / 300mm	LED - Switched	475	0.7



12V | SPLICEABLE | HIGH-BOND TAPE

EMPALMABLE
À ÉPISURE

CINTA DE GRAN ADHESION
RUBAN ADHESIF À HAUTE ADHÉRENCE



EW0116	12" / 305mm	LED - 18	350	0.4
--------	-------------	----------	-----	-----



500 SERIES

SURFACE MOUNT

MONTAJE EN SUPERFICIE | MONTAGE EN SURFACE



Model	Volts	Amps	Decibels
510	12 / 24	0.2	97
575	12 / 24	0.9	105



Item #	TOTAL	Item	Install
MET-FVK-SLIDE-TK			
	351.00	256.00	95.00
MET FVK DBL-SLIDE-TK			
	493.00	368.00	125.00

Item #	TOTAL	Item	Install
EW0410	123.68	68.68	55.00
EW0411	148.74	93.74	55.00
EW0116	87.82	32.82	55.00

Item #	TOTAL	Item	Install
510	97.24	42.24	55.00
575	107.26	52.26	55.00



driven to *outperform*™

Link Manufacturing develops an extensive range of aluminum ramps that provide safe, easy and economical solutions for your loading and handling needs. Whether you require a straight, bifold, trifold, swivel, lightweight, heavy duty or a customized cargo ramp solution for your unique needs, you can be confident that each Link aluminum ramp is built to perform in the most challenging conditions. All of our aluminum ramps are engineered, tested and manufactured to the highest quality standards right here in the USA.

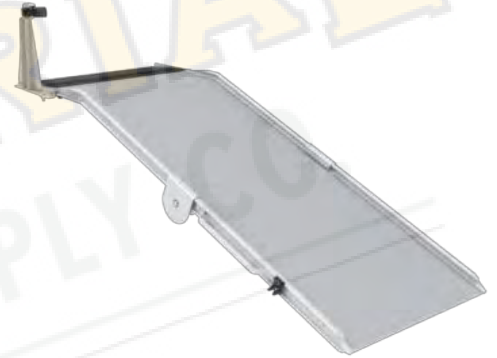
Mounted Ramps

Link Manufacturing has developed a broad array of deployable mounted aluminum ramp solutions engineered for commercial vans and box trucks. Link's lightweight, lowprofile mounted aluminum ramps vertically mount just inside a vehicle's rear or side doors. Each mounted ramp is made from high-strength aluminum and engineered for simple installation and ease of use. All Link mounted ramps are fast, easy and convenient to deploy.



Swivel Ramp

Link has put a new twist on aluminum ramps. Our swivel ramp offers unmatched flexibility for loading and unloading any sized cargo, with 180-degree rotation and two storage locations. The swivel ramp mounts in the rear stored position like a traditional folding ramp, but can swing to also be stored inside, behind the wheel well – providing options for instances when a loading ramp isn't needed.



Portable Ramps

Link's portable aluminum ramps are available for both lightweight and heavy-duty applications, featuring either folding or straight designs. The extensive range of portable ramps provide users with safe, durable, and economical solutions for their cargo loading and handling needs. An optional, high-friction, perforated deck surface is also available for applications where exposure to ice, oils, moisture and other slippery substances are common.



Due to the custom options of these ramps, please contact your Industrial Truck & Van Branch for a custom quote.

» LADDERS



Stepladders
Fiberglass Stepladders
Aluminum Stepladders



Twin Sided Stepladders
Fiberglass Twin Sided
Aluminum Twin Sided



Platform/Podium Ladders
Podium Ladders
Fiberglass Platform
Aluminum Platform
Store Stocker's Ladders



Extension Ladders
Fiberglass Ext Ladders
Aluminum Ext Ladders



Specialty Ladders
Telescoping Ladders
Manhole Ladders
Multi-purpose Ladders
Posting Ladders
Fire Escape Ladders

» CONSTRUCTION EQUIPMENT



Jobsite Management Boxes
DATAVAULT
DATAVAULT Mobile



Jobsite Storage Boxes
Field Station Boxes
Piano Boxes
Chests & Cabinets
Rolling Work Benches
Parts & Accessories



Pump Jack Systems
Alum-A-Pole Pump Jack Systems
Werner Pump Jack Systems
Aluminum Stages



Siding Brakes
Tapco Siding Brakes
Van Mark Accessories
Alum-A-Pole Siding Brakes



Shingle Hoists
Gas Hoists
Electric Hoists
Hoist Accessories

» FALL PROTECTION & SAFETY



A - Anchors
Cross Arm Straps
Pour-In Anchor Straps
Roof Anchors
I-Beam Anchors
Concrete Anchors



B - Bodywear / Harness
Werner Proform
"F3" Harnesses
Blue Armor Harnesses
LiteFit Harnesses
Basewear Harnesses



C - Connectors
Self-Retracting Lifeline (SRL)
Lanyards
Positioning Lanyards
Tie-Back Lanyards



Lifelines
Horizontal Lifelines
Vertical Lifelines
Rope



Fall Protection Kits
Roofer Kits
Construction Kits
Aerial Lift Kits

» TRUCK EQUIPMENT



Truck Racks
Full Ladder Racks
Removable Ladder Racks
Service Body Racks
Window Guards



Truck Boxes
Cross Boxes
Saddle Boxes



Truck Trade Packages
General Contractor
Security Alarm Starter
Commercial Starter
Shelving Starter



Transfer Tanks
Transfer Tanks



Transfer Pumps
Transfer Pumps
Parts & Accessories



WE INSTALL! >>

VAN INTERIORS

VAN RACKS

LIGHTING

TRUCK BOXES

TRUCK RACKS

WORK DESKS



NOT SURE WHAT YOU NEED?

WE'LL HELP YOU FIND THE RIGHT PRODUCTS!



CALL US AT 877-451-9532

WE ARE DIFFERENT WHY BUY FROM INDUSTRIAL LADDER?

We are "Classic Service"

INDUSTRIAL LADDER'S DIFFERENCE

Industrial Ladder & Supply Co. was founded in 1975. Our company was established and has been continuously operated as a family owned business since. The founders possessed the experience and knowledge needed to lay the foundation for what would become one of America's largest and most respected Ladder, Scaffold, and Truck Equipment distributors. Industrial Ladder serves the eastern half of the United States from our 5 distribution centers. Most of our deliveries are done on our own company vehicles for a far better customer experience. Today, we are proud to have three generations of family members involved in operating the company.



ILLINOIS

245 E ADELE COURT
VILLA PARK, IL 60181
630-530-7580

MARYLAND

7111 DORSEY RUN RD STE 102
ELKRIDGE, MD 21075
301-490-0281

MINNESOTA

9437 UNIVERSITY AVE NE
SPRING LAKE PARK, MN 55432
763-784-4111

NEW JERSEY

111 LEUNING ST. UNIT C
SOUTH HACKENSACK, NJ 07606
201-438-5400

OHIO

4725 PORT UNION RD
HAMILTON, OH 45011
513-860-9720

Pricing and Availability Subject to Change Without Notice / Not responsible to typographical errors.