



Transit Connect Cargo Van Dealer UpFit Catalog

MANEUVERABILITY AND
VERSATILITY IN A COMPACT SIZE.



Dealer Info:



FORD UPFITS

2019-2020 Transit Connect Cargo Vans

Get Up To

\$500.00

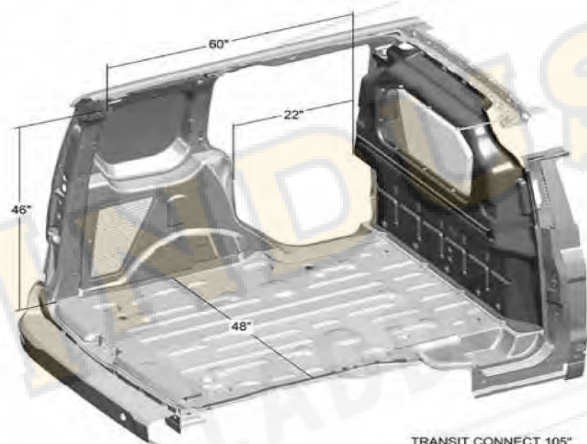
UpFit Allowance^{2,3}

2 - Must be a business owner to qualify for these incentives. Units receiving any form of CPA (56A), GPC, Long-Term Rental (56K) or other concessions are ineligible. Take new retail delivery from an authorized Ford Dealer's stock by 7/31/20. Restrictions apply. See an authorized Ford Dealer for qualifications and complete details.

3 - No upfit minimum required. Receive Upfit Assistance for the entire cost of the upfit up to \$500.

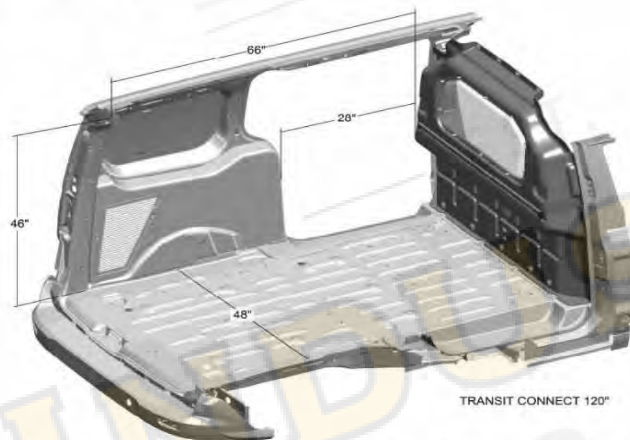
Van Interior Dimensions

Transit Connect 105" WB



Notes

Transit Connect 120" WB



Note: Dimensions for reference only. Measure your van or contact your distributor for your exact needs.

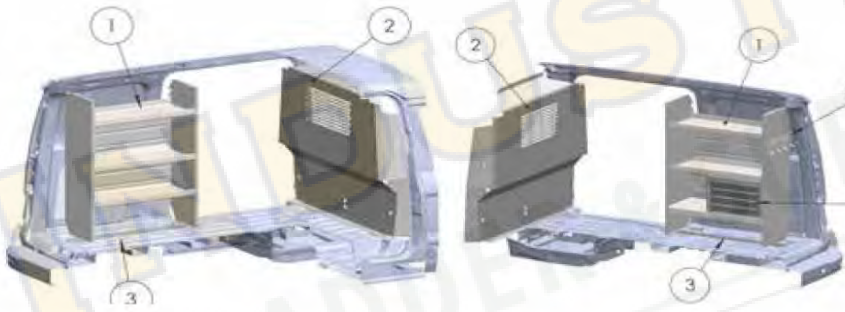
All illustrations, photos and specifications in this publication are based on the latest product information available at the time of content approval.

The right is reserved to make changes at any time, without notice, in materials, specifications and models, and also to discontinue models.

5053 GENERAL SERVICE STARTER PACKAGE

2014-on Transit Connect LWB

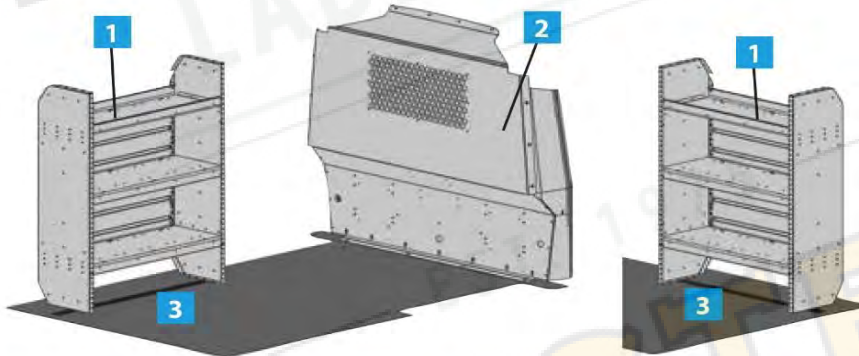
ITEM	MODEL	DESCRIPTION	QTY
1	AD1432TC14	Adjustable 3-Shelf Unit	2
2	P2TCS14	Steel Partition w/ Visibility	1
3	RKTC14	Mounting Rail Kit	2
4	TA1WAD	4-Hook Bar TA1 w/ AD Adapter	1
5	9	4-DRAWER UNIT W/ LOCK	1



5218 SHELVING STARTER PACKAGE

2014-on Transit Connect LWB

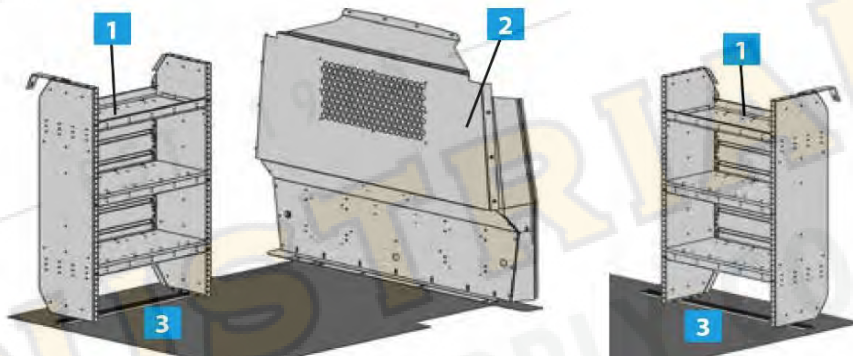
ITEM	MODEL	DESCRIPTION	QTY
1	AD1232TC14	Adjustable 3-Shelf Unit	2
2	P2TCS14	Steel Partition w/ Visibility	1
3	RKTC14	Mounting Rail Kit	2



5224 COMMERCIAL SHELVING STARTER PACKAGE

2014-on Transit Connect SWB

ITEM	MODEL	DESCRIPTION	QTY
1	AD1226TC14	Adjustable 3-Shelf Unit	2
2	P2TCS14	Steel Partition w/ Visibility	1
3	RKTC14	Mounting Rail Kit	2



Item #	TOTAL	Item	Install
5053	1872.32	1621.52	250.80
5218	1456.43	1274.93	181.50
5224	1442.93	1261.43	181.50

Item #	TOTAL	Item	Install

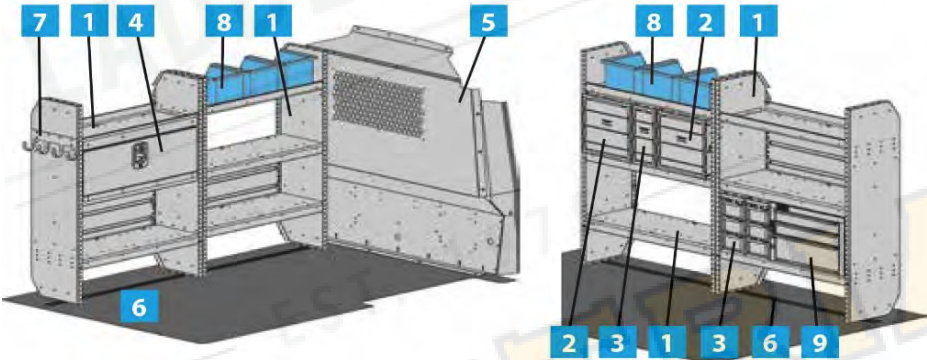
Item #	TOTAL	Item	Install



5219
GENERAL SERVICE STARTER
PACKAGE

2014-on Transit Connect LWB

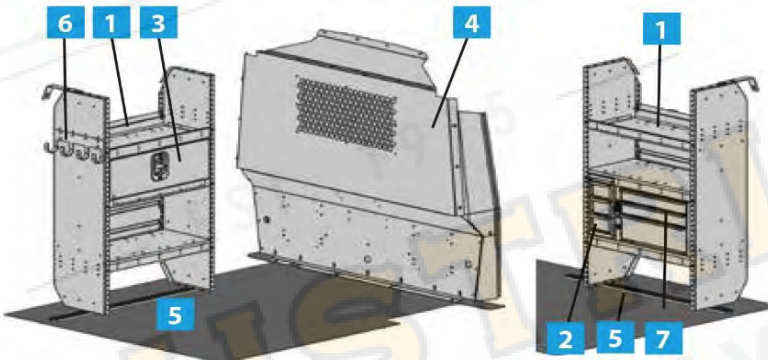
ITEM	MODEL	DESCRIPTION	QTY
1	AD1232TC14	Adjustable 3-Shelf Unit	4
2	DC12	3-Drawer Unit	2
3	DC6	3-Drawer Unit	3
4	DK32TC	Door Kit	1
5	P2TCS14	Steel Partition w/ Visibility	1
6	RKDTC14	Mounting Rail Kit	2
7	TA1	4-Hook Bar	1
8	28	Parts Bin	6
9	919	3-Drawer Unit w/ Lock	1



5225
GENERAL SERVICE STARTER
PACKAGE

2014-on Transit Connect SWB

ITEM	MODEL	DESCRIPTION	QTY
1	AD1226TC14	Adjustable 3-Shelf Unit	2
2	DC6	3-Drawer Unit	1
3	DK26TC	Door Kit	1
4	P2TCS14	Steel Partition w/ Visibility	1
5	RKTC14	Mounting Rail Kit	2
6	TA1	4-Hook Bar	1
7	919	3-Drawer Unit w/ Lock	1



Item #	TOTAL	Item	Install
5219	3241.10	2828.60	412.50
5225	1999.82	1719.32	280.50


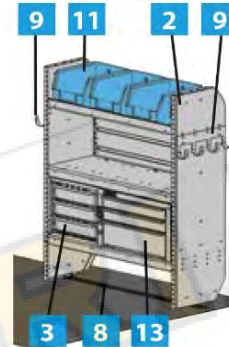
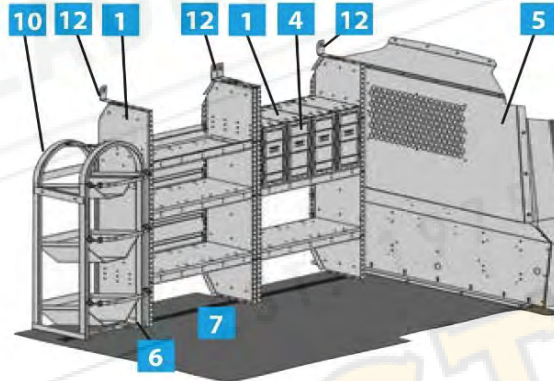
Item #	TOTAL	Item	Install

Item #	TOTAL	Item	Install



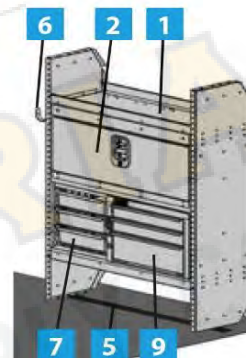
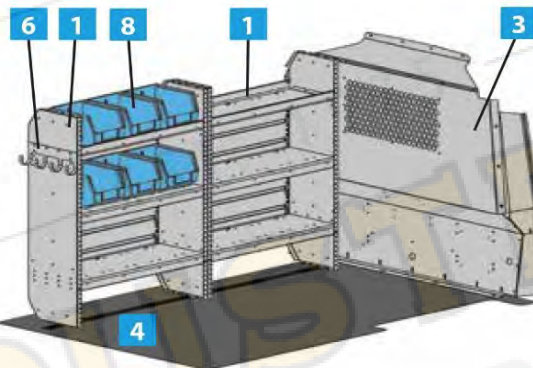
5217 HVAC Starter Package 2014-on Transit Connect LWB

ITEM	MODEL	DESCRIPTION	QTY
1	AD1226TC14	Adjustable 3-Shelf Unit	2
2	AD1232TC14	Adjustable 3-Shelf Unit	1
3	DC12	3-Drawer Unit	1
4	DC6	3-Drawer Unit	4
5	P2TCS14	Steel Partition w/ Visibility	1
6	RKAWTR	Welded Tank Rack Rail Adapter	1
7	RKDC14	Mounting Rail Kit	1
8	RKTC14	Mounting Rail Kit	1
9	TA1	4-Hook Bar	2
10	WTR130250	Welded Tank Rack	1
11	28	Parts Bin	3
12	46361-G	Mounting Bracket	3
13	919	3-Drawer Unit w/ Lock	1



5220 ELECTRICAL STARTER PACKAGE 2014-on Transit Connect LWB

ITEM	MODEL	DESCRIPTION	QTY
1	AD1232TC14	Adjustable 3-Shelf Unit	3
2	DK32TC	Door Kit	1
3	P2TCS14	Steel Partition w/ Visibility	1
4	RKDC14	Mounting Rail Kit	1
5	RKTC14	Mounting Rail Kit	1
6	TA1	4-Hook Bar	2
7	DC12	3-Drawer Unit	1
8	28	Parts Bin	6
9	919	3-Drawer Unit w/ Lock	1



Item #	TOTAL	Item	Install
5217	3258.65	2802.15	456.50
5220	2604.81	2252.81	352.00

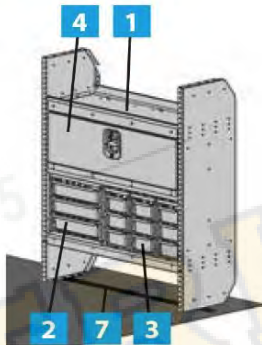
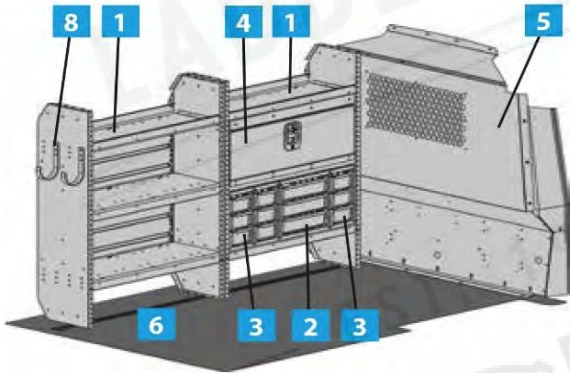
Item #	TOTAL	Item	Install

Item #	TOTAL	Item	Install

5221
SATELLITE INSTALLATION STARTER
PACKAGE

2014-on Transit Connect LWB

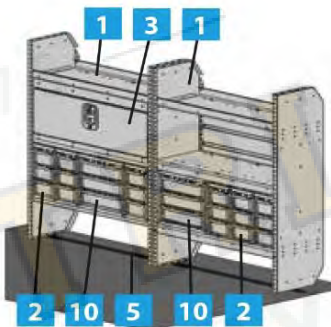
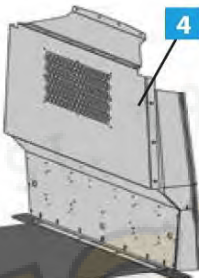
ITEM	MODEL	DESCRIPTION	QTY
1	AD1232TC14	Adjustable 3-Shelf Unit	3
2	DC12	3-Drawer Unit	2
3	DC6	3-Drawer Unit	6
4	DK32TC	Door Kit	2
5	P2TCS14	Steel Partition w/ Visibility	1
6	RKDTTC14	Mounting Rail Kit	1
7	RKTC14	Mounting Rail Kit	1
8	UH50	Utility Hook	2



5222
PLUMBING STARTER PACKAGE

2014-on Transit Connect LWB

ITEM	MODEL	DESCRIPTION	QTY
1	AD1232TC14	Adjustable 3-Shelf Unit	3
2	DC6	3-Drawer Unit	8
3	DK32TC	Door Kit	1
4	P2TCS14	Steel Partition w/ Visibility	1
5	RKDTTC14	Mounting Rail Kit	1
6	RKTC14	Mounting Rail Kit	1
7	UH50	Utility Hook	2
8	28	Parts Bin	3
9	919	3-Drawer Unit w/ Lock	1
10	DC12	3-Drawer Unit	2




Item #	TOTAL	Item	Install
5221	2970.22	2585.22	385.00
5222	3371.97	2942.97	429.00

Item #	TOTAL	Item	Install

Item #	TOTAL	Item	Install

STEEL PARTITION W/ VISIBILITY

The **P2TCS14** features all steel panels that safeguard the cab area against moving and shifting cargo. The recessed design allows for maximum adjustability of the front seats and provides storage space for a 6 foot step ladder in the back of the LWB Transit Connect. The perforated window allows for visibility of your cargo area and rear windows while the solid steel construction provides better climate control and sound deadening. The steel header and full perimeter wings provide optimal security. Fits 2014 and newer Transit Connect.



WIRE PARTITION

The **P2TCFW14** provides maximum visibility while safeguarding your van cab area against moving and shifting cargo. The recessed design allows for maximum adjustability of the front seats and provides storage space for a 6 foot step ladder in the back of the LWB Transit Connect. The **P2TCFW14** is lightweight and economical without sacrificing safety and security. Fits 2014 and newer Transit Connect.



Item #	TOTAL	Item	Install
P2TCS14	587.24	504.74	82.50
P2TCFW14	433.48	378.48	55.00

Item #	TOTAL	Item	Install

Item #	TOTAL	Item	Install

NEW COMPOSITE PARTITION FOR TRANSIT CONNECT

Your Transit Connect mobile office is now more comfortable with an Adrian Steel composite partition. Sound deadening reduces driver distractions. Climate control reduces vehicle idle time for warm up and cool down. Generous leg room for less stress behind the wheel. The integrated steel frame provides the same level of performance that you are accustomed to from Adrian Steel.

PARTC - Composite Partition w/ Visibility

PARTC-NW - Composite Partition

- **Better Climate Control** (than perforated partitions.)
- **Add hooks along the integrated AD rail.**
- **Reduces noise from the cargo area.**
- **Mounting location by the door for a fire extinguisher (not included.)**
- **Available with or without a clear poly rear-view window.**



Partitions Accessories



TA1 4-Hook Bar 2" x 12" bar mounts to partition or shelving. Four welded hooks with 2" hanger opening.

PDK1 Steel Partition Door Kit converts M-Series fixed center panel into hinged door with keyed slam latch. Includes two 6" hinges, bulb seal and a slam latch that reduce vibration noise. (Not available for the Transit Connect)

PA9 First Aid Tray secures first aid box. Measures: 11"W, 4-1/2" H, 3-1/8" D

PA7 Reflector Kit w/ Bracket Includes reflector kit with metal pocket holder, I.C.C. approved.

PA8 Fire Extinguisher is a rechargeable, 2-1/2 lb. dry chemical extinguisher. Stops Class A, B and C fires. Complete with charge gauge and mounting bracket.

PA10 File Holder Organizes paperwork. Measures: 12"W, 7" H, 5" D.

TH30 or TH50 Tank Holder holds 30lb. or 50lb. tank to partition or other vertical surface.

Partition Climate Control Kit (not shown) install over the perforations of the partition to help with climate control in the cab.
Low roof: **PA5-1**: S & C panels, **PA5-2**: M panel.
Med & High roof: **PA5-SPR**: M&C panels.

Item #	TOTAL	Item	Install
PARTC	950.01	801.51	148.50
PARTC-NW	933.45	784.95	148.50
TA1	57.63	35.63	22.00
PDK1	94.06	66.56	27.50

Item #	TOTAL	Item	Install
PA9	27.67	16.67	11.00
PA7	128.76	106.76	22.00
PA10	56.52	34.52	22.00
TH30	91.36	69.36	22.00

Item #	TOTAL	Item	Install
TH50	92.55	70.55	22.00
PA5-1	84.38	51.38	33.00
PA5-2	88.26	55.26	33.00
PA5-SPR	80.96	47.96	33.00

BE MORE EFFICIENT WITH INVENTORY THAT IS READY TO GO WHEN AND WHERE YOU ARE.

Versatile, lightweight, durable, convenient and mobile - these **Portable Parts Cases** are perfect for the tech who needs to carry small parts and inventory to the jobsite.

The impact resistant body can be organized with the included adjustable dividers. The see-through lids with snap latches make identifying contents easy.

PPCS 14" x 14" x 3.75"

PPCL 14" x 14" x 6.25"




CH-EP
15.5" x 11.25" x 37.5"

* **FIRST AID KIT**
NOT INCLUDED



CHPPC5SM
16.5" x 14" x 35"



Add a single **CH1514SGL** 15" x 14" x 12" or double **CH-1514DBL** 15" x 14" x 12"

Case Holder to an existing shelf to house included cases that stay put while in transport.

INCORPORATE THE PORTABLE PARTS CASES INTO YOUR VAN WITH THE STORAGE OPTION THAT FITS YOUR NEED.

Three different **Case Holder** options give you the ability to house multiple Portable Parts Cases near the vehicle door for easy access to grab-and-go. The **CH-EP** and **CHPPC5SM** include a tray that holds an optional first aid kit and feature slanted shelves.

The **CHPPC4S** includes four PPCS cases and each shelf has a retaining lip to keep cases in place.



CHPPC4S
14 3/8" x 14 3/8" x 18"

Item #	TOTAL	Item	Install
PPCS	43.43	43.43	0.00
PPCL	52.14	52.14	0.00

Item #	TOTAL	Item	Install
CH-EP	378.98	334.98	44.00
CHPPC5SM	578.49	523.49	55.00
CH1514SGL	144.02	116.52	27.50
CH-1514DBL	192.85	181.85	11.00

Item #	TOTAL	Item	Install
CHPPC4S	375.46	353.46	22.00

A CENTER CONSOLE DESK KEEPS ELECTRONICS SECURE AND OUT OF SIGHT.

Designed to be mounted in the cab, between the front seats.



Tech Desk Console for Ford Transit

- Designed to mount between
- The front seats.
- 2 USB Ports.
- Non-Slip lid tray to keep items from falling of during transit.
- Internal Organization.
- Lockable Lid.
- Interior LED lights.

TDC6 Tech Desk Console

Fits Ford Transit



Center Console Desk for Ford Transit

- Designed to mount between the front seats.
- Rugged steel construction with a hinged worktop and key locking paddle handle.
- Convenient lid mounted clip holds papers in place on the writing surface.
- Center Console Desks mount securely to the vehicle floor, and can be removed for service.
- Measures 6.7"W, 18.3"H, 22.3"D

CCD6 Center Console

Fits Ford Transit

CCDHF6 Center Console Hanging File

ALUMINUM LOCK BOX

- Stores valuable tools and paperwork.
- Gas shock safely opens and closes the large lid.
- The large lock will accommodate a padlock or hockey puck style lock (not included.)
- Designed to mount on the van floor facing out the side or rear doors.
- Aluminum construction with powder coat black paint.



LKB1 Lock Box
20" W, 14.5" H, 25" D



LITERATURE FILES



1: CB5 5-Slot Literature Rack Mount on partition or other vertical surface. 2-1/2" deep pockets. Overall size: 12"W, 24"H, 2-1/2"D.

2: CB7 7-Slot Literature Rack Mount on partition or other vertical surface. 6-3/4" deep pockets. Overall size: 14-3/4"W, 28-7/8"H, 7"D.

3: 17A 6-Shelf Catalog File Designed for catalogs but also serves to store a variety of materials between the 3" shelf spacings. Overall size: 11"W, 24"H, 12"D.

4: 43 3-Shelf Literature Rack Fits in narrow spaces. It has three tilted shelves. Perfect for binders and catalogs. Overall size: 6" W, 34" H, 12" D.

5: BH4 4-Slot Literature Rack Designed to mount on partition or almost any vertical surface. Excellent for binders. Each pocket is 2 1/2" deep. Overall size: 12-3/4" W, 19-1/2" H, 2-1/2" D.

6: CB2 2-Book File Mounts on the floor between front seats and partition. Holds folders 12"H x 10-1/2"D. Overall size: 6"W, 14"H, 12"D.

7: CB3 3-Book File Mounts on cabinet tops or on the floor. Multiple units can be flush-mounted. Holds folders 12"H x 10-1/2"D. Overall size: 10-3/4"W, 14"H, 12"D.

8: CB4 Utility Box Stores a variety of printed material. Also suitable for keeping tools, safety glasses, gloves and other items. Hinged lid. Overall size: 12"W, 12"H, 14"D.


Item #	TOTAL	Item	Install
TDC6	643.97	478.97	165.00
CCD6	308.67	253.67	55.00
CCDHF6	51.92	24.42	27.50

Item #	TOTAL	Item	Install
CB5	163.15	141.15	22.00
CB7	196.57	174.57	22.00
17A	186.26	142.26	44.00
43	155.26	111.26	44.00

Item #	TOTAL	Item	Install
BH4	170.19	148.19	22.00
CB2	111.40	83.90	27.50
CB3	131.05	103.55	27.50
CB4	137.41	115.41	22.00

GRIP YOUR LADDERS SECURELY WITH ADRIAN'S LOCKING STYLE LADDER RACKS.

Adrian's Grip-Lock racks protect the sides and roof of your van during loading and unloading ladders. All Grip-Lock racks feature a lockable, gripping mechanism which firmly secures one or two ladders to the top of the van. Racks easily adjust for ladders of different sizes.



**63-TCS14
Double Grip Lock
Ladder Rack**

TRANSIT CONNECT GRIP-LOCK RACK FEATURES AND BENEFITS

- Heavy-Duty actuating arm firmly grips ladder rungs to prevent shifting of ladder on rack.
- Gripping mechanism is lockable.
- Composite extrusions on front and rear crossbows and uprights protect ladders.
- Rung grips easily adjust to accommodate different types of ladders.
- Features an all aluminum design with a natural aluminum finish.
- There are no straps to deal with, clamping of ladder is automatic.
- Accommodates 24 ft. extension ladder on the SWB and a 28 ft.* extension ladder on the LWB.
- To carry a 6 ft. step ladder on the LWB only, order 1BTCGL14.

2014 TRANSIT CONNECT GRIP-LOCK LADDER RACKS

61-TCS19	Single Grip Lock Ladder Rack
63-TCS19	Double Grip Lock Ladder Rack
61-TCL19	Single Grip Lock Ladder Rack
63-TCL19	Double Grip Lock Ladder Rack

2014 TRANSIT CONNECT 2 BAR ALUMINUM UTILITY RACK (NOT SHOWN)

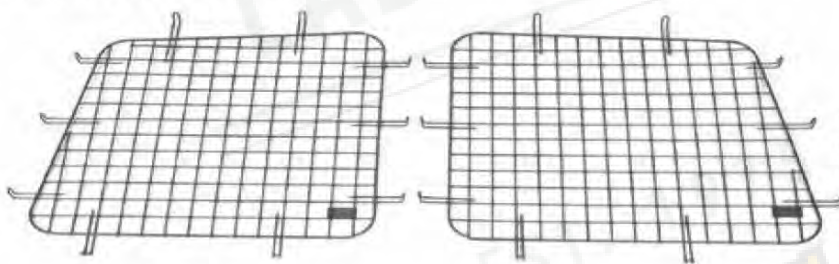
2BTCS19	2-Bar Utility Rack
2BTCL19	2-Bar Utility Rack



**63-TCL19
Double Grip-Lock on a
LWB Transit Connect**

*Note: This rack can accommodate 28 ft. extension ladders with extra length extending off the rear of the vehicle for balance. Check with local regulations regarding rear overhang of loads.

WIRE WINDOW SCREENS



Wire Window Screens add security to cargo area windows. Contoured to fit the window and feature a non-glare gray powder coat finish.

Transit Connect:

- 60-TC14RB** Rear Doors Security Screen Kit
- 60-TCS14S** Sliding Doors Security Screen Kit
- 60-TCL14S** Sliding Doors Security Screen Kit

Item #	TOTAL	Item	Install
61-TCS19	822.10	712.10	110.00
63-TCS19	1160.38	1006.38	154.00
61-TCL19	822.10	712.10	110.00
63-TCL19	1160.38	1006.38	154.00
2BTCS19	645.40	535.40	110.00

Item #	TOTAL	Item	Install
2BTCL19	660.74	550.74	110.00

Item #	TOTAL	Item	Install
60-TC14RB	212.82	146.82	66.00
60-TCS14S	206.63	162.63	44.00
60-TCL14S	249.57	183.57	66.00

FORD TRANSIT CONNECT

Rugged, durable and safe.

Work hard, look stylish and stay safe. The AluRack features a rear roller, which makes it safe and easy to load bulky sheets of plywood, drywall, pipe and even weekend toys from the back of the van. The rugged and durable design can carry all of your cargo and withstand challenging weather conditions.

Images shown are for illustrative purposes only. Actual colors, finishes, and/or vehicle mounting hardware may vary depending on the vehicle and product model selected



Rear Roller makes loading and unloading easy



Improve productivity – Easily unload and load cargo with assistance from the standard rear roller.



Rugged and durable anodized aluminum enhances vehicle's professional image.



Maintain vehicle warranty and resale value with no holes to drill.



Provides the most versatile way to transport your cargo.



Search term "Ford Transit Connect AluRack" to find more information.

MODELS	VEHICLE WHEELBASE	VEHICLE HEIGHT	CROSSBAR QUANTITY	CROSSBAR WIDTH	WEIGHT
AR1903	105 IN	72 IN	6	53 IN	51 lbs
AR1904	121 IN	72 IN	6	53 IN	54 lbs

Item #	TOTAL	Item	Install
AR1903	889.47	650.47	239.00
AR1904	964.80	725.80	239.00

Item #	TOTAL	Item	Install

Item #	TOTAL	Item	Install

ErgoRack | Ford Transit Connect

Lightweight, Safe and Easy

Prime Design has been the industry's ergonomic leader since 1992, when we first introduced the concept of an ergonomic ladder rack.

Our design philosophy starts with the worker – how can we make the job safer, easier and more comfortable for the human body? That is because we firmly believe that a product's design and how it impacts the user is every bit as important as the quality of materials and construction.

We designed the ErgoRack to reduce muscle stress, eliminate risk of injury and speed the job of loading and unloading ladders from a work van.

PRIME DESIGN™

A Safe Fleet Brand



PRIME DESIGN™

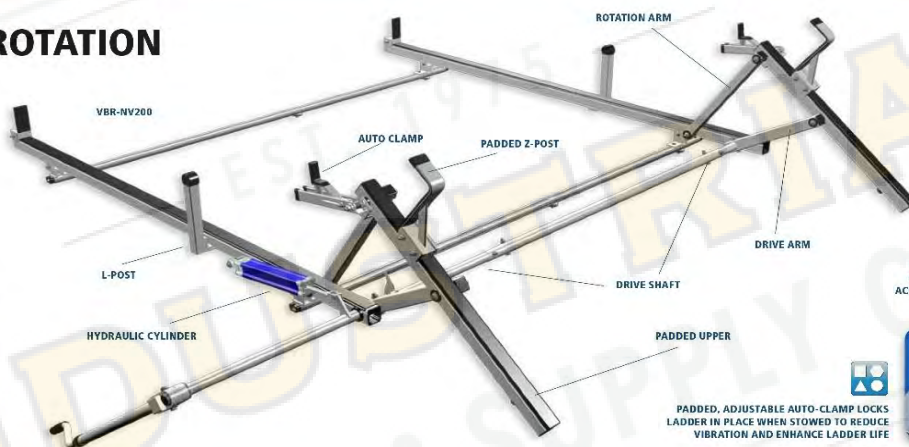
HORIZONTAL ROTATION

HORIZONTAL ROTATION

Horizontal Rotation allows the operator to easily rotate a ladder from a stowed position to the deployed position.



CONTROL LADDER DEPLOYMENT WITH ADJUSTABLE HYDRAULIC CYLINDER



SECURE LADDER TO DETER THEFT



ENHANCED OPERATOR POSITIONING REDUCES ACCIDENTS AND INJURIES



PRIMEDESIGN.NET



FOR MORE INFORMATION CALL 877-463-7225

VRR-TC Features

Ladder Drop Rack BOTH Sides
CURBSIDE: ROTATION
STREETSIDE: ROTATION

VRB-TC Features

Ladder Drop Rack STREETSIDE
CURBSIDE: BASE - END STOPS
STREETSIDE: ROTATION

VBR-TC Features

Ladder Drop Rack CURBSIDE
CURBSIDE: ROTATION
STREETSIDE: BASE - END STOPS

VBB-TC Features

Ladder Rack - NO Drop Downs
CURBSIDE: BASE - END STOPS
STREETSIDE: BASE - END STOPS

Item #	TOTAL	Item	Install
VRR-TC	2062.48	1712.48	350.00
VRB-TC	1316.80	1066.80	250.00
VRB-TC	1316.80	1066.80	250.00
VBB-TC	621.12	421.12	200.00

Item #	TOTAL	Item	Install

Item #	TOTAL	Item	Install



FORD TRANSIT CONNECT COMPLETE TURN KEY KIT - 2014-PRESENT

Part # FD-TC-FVK-2-TK



	Puck Locks(3) Keyed Alike		Blade Bracket
	Spinners		Weather Covers

This Kit includes everything you need for a complete installation on one vehicle.

EW0400 SERIES INTERIOR LIGHTING

ILUMINACIÓN INTERIOR | ÉCLAIRAGE D'INTÉRIEUR



12-24V | FLOOD | SURFACE MOUNT

FLUJO
PROYECCIÓN

MONTAJE EN SUPERFICIE
MONTAGE EN SURFACE

2" D x 5.4" W x 0.5" D | 51mm H x 137mm W x 13mm D (EW0400/10)
2" D x 11.8" W x 0.5" D | 51mm H x 300mm W x 13mm D (EW0401/11)



Additional Light Styles
and Backup Alarms are
available on our website
www.industrialadder.com

Model	Length	Type	Lumens	Amps
EW0400	5.4" / 137MM	LED - Switched	200	0.4
EW0411	11.8" / 300mm	LED - Switched	475	0.7



12V | SPLICEABLE

EMPALMABLE
À ÉPISURE

HIGH-BOND TAPE

CINTA DE GRAN ADHESIÓN
RUBAN ADHÉSIF À HAUTE ADHÉRENCE



EW0116	12" / 305mm	LED - 18	350	0.4
--------	-------------	----------	-----	-----



500 SERIES SURFACE MOUNT

MONTAJE EN SUPERFICIE | MONTAGE EN SURFACE



Model	Volts	Amps	Decibels
510	12 / 24	0.2	97
575	12 / 24	0.9	105



Item #	TOTAL	Item	Install
FD-TC-FVK-2-TK			
	439.00	344.00	95.00

Item #	TOTAL	Item	Install
EW0410	123.68	68.68	55.00
EW0411	148.74	93.74	55.00
EW0116	87.82	32.82	55.00

Item #	TOTAL	Item	Install
510	97.24	42.24	55.00
575	107.26	52.26	55.00

» LADDERS



Stepladders
Fiberglass Stepladders
Aluminum Stepladders



Twin Sided Stepladders
Fiberglass Twin Sided
Aluminum Twin Sided



Platform/Podium Ladders
Podium Ladders
Fiberglass Platform
Aluminum Platform
Store Stocker's Ladders



Extension Ladders
Fiberglass Ext Ladders
Aluminum Ext Ladders



Specialty Ladders
Telescoping Ladders
Manhole Ladders
Multi-purpose Ladders
Posting Ladders
Fire Escape Ladders

» CONSTRUCTION EQUIPMENT



Jobsite Management Boxes
DATAVAULT
DATAVAULT Mobile



Jobsite Storage Boxes
Field Station Boxes
Piano Boxes
Chests & Cabinets
Rolling Work Benches
Parts & Accessories



Pump Jack Systems
Alum-A-Pole Pump
Jack Systems
Werner Pump Jack
Systems
Aluminum Stages



Siding Brakes
Tapco Siding Brakes
Van Mark Accessories
Alum-A-Pole Siding
Brakes



Shingle Hoists
Gas Hoists
Electric Hoists
Hoist Accessories

» FALL PROTECTION & SAFETY



A - Anchors
Cross Arm Straps
Pour-In Anchor Straps
Roof Anchors
I-Beam Anchors
Concrete Anchors



B - Bodywear / Harness
Werner Proform
"F3" Harnesses
Blue Armor Harnesses
LiteFit Harnesses
Basewear Harnesses



C - Connectors
Self-Retracting Lifeline
(SRL)
Lanyards
Positioning Lanyards
Tie-Back Lanyards



Lifelines
Horizontal Lifelines
Vertical Lifelines
Rope



Fall Protection Kits
Roofer Kits
Construction Kits
Aerial Lift Kits

» TRUCK EQUIPMENT



Truck Racks
Full Ladder Racks
Removable Ladder Racks
Service Body Racks
Window Guards



Truck Boxes
Cross Boxes
Saddle Boxes



Truck Trade Packages
General Contractor
Security Alarm Starter
Commercial Starter
Shelving Starter



Transfer Tanks
Transfer Tanks



Transfer Pumps
Transfer Pumps
Parts & Accessories



WE INSTALL! >>

VAN INTERIORS

VAN RACKS

LIGHTING

TRUCK BOXES

TRUCK RACKS

WORK DESKS



NOT SURE WHAT YOU NEED?

WE'LL HELP YOU FIND THE RIGHT PRODUCTS!



CALL US AT 877-451-9532

WE ARE DIFFERENT WHY BUY FROM INDUSTRIAL LADDER?

We are "Classic Service"

INDUSTRIAL LADDER'S DIFFERENCE

Industrial Ladder & Supply Co. was founded in 1975. Our company was established and has been continuously operated as a family owned business since. The founders possessed the experience and knowledge needed to lay the foundation for what would become one of America's largest and most respected Ladder, Scaffold, and Truck Equipment distributors. Industrial Ladder serves the eastern half of the United States from our 5 distribution centers. Most of our deliveries are done on our own company vehicles for a far better customer experience. Today, we are proud to have three generations of family members involved in operating the company.



ILLINOIS

245 E ADELE COURT
VILLA PARK, IL 60181
630-530-7580

MARYLAND

7111 DORSEY RUN RD STE 102
ELKRIDGE, MD 21075
301-490-0281

MINNESOTA

9437 UNIVERSITY AVE NE
SPRING LAKE PARK, MN 55432
763-784-4111

NEW JERSEY

111 LEUNING ST. UNIT C
SOUTH HACKENSACK, NJ 07606
201-438-5400

OHIO

4725 PORT UNION RD
HAMILTON, OH 45011
513-860-9720

Pricing and Availability Subject to Change Without Notice / Not responsible to typographical errors.