



# Transit Cargo Van Dealer UpFit Catalog

THE PERFECT FIT  
FOR YOUR BUSINESS.



**ADRIAN STEEL®**  
Cargo Management Solutions for Commercial Vehicles



Dealer Info:



# FORD UPFITS

## 2019-2020 Transit Cargo Vans

Get Up To

# \$1,000.00

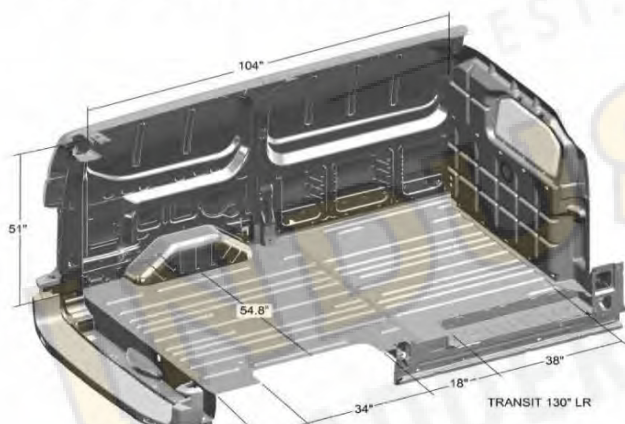
UpFit Allowance <sup>2,4</sup>

2 - Must be a business owner to qualify for these incentives. Units receiving any form of CPA (56A), GPC, Long-Term Rental (56K) or other concessions are ineligible. Take new retail delivery from an authorized Ford Dealer's stock by 7/31/20. Restrictions apply. See an authorized Ford Dealer for qualifications and complete details.

4 - No upfit minimum required. Receive Upfit Assistance for the entire cost of the upfit up to \$1,000.

### Van Interior Dimensions

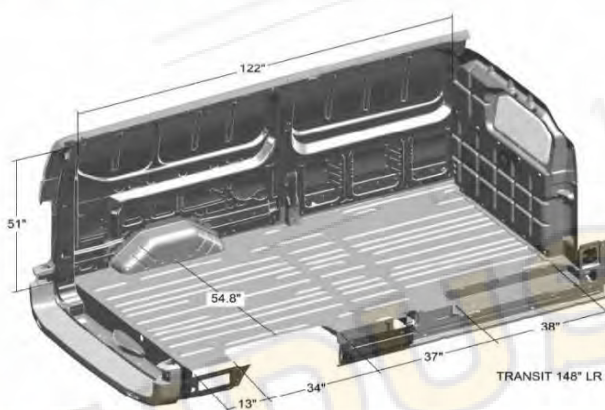
#### Transit Low Roof 130" WB



#### Notes

Blank lined area for notes.

#### Transit Low Roof 148" WB

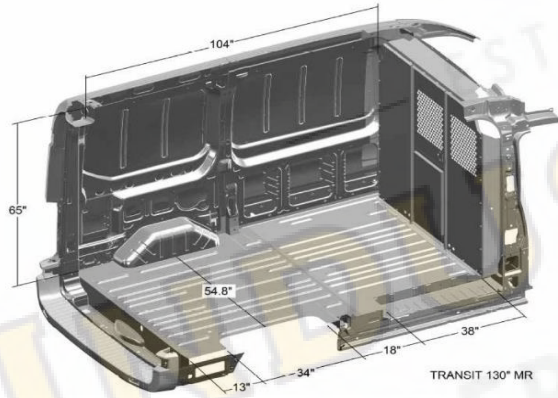


Blank lined area for notes.

Note: Dimensions for reference only. Measure your van or contact your distributor for your exact needs. All illustrations, photos and specifications in this publication are based on the latest product information available at the time of content approval.

The right is reserved to make changes at any time, without notice, in materials, specifications and models, and also to discontinue models.

### Transit Mid Roof 130" WB



---

---

---

---

---

---

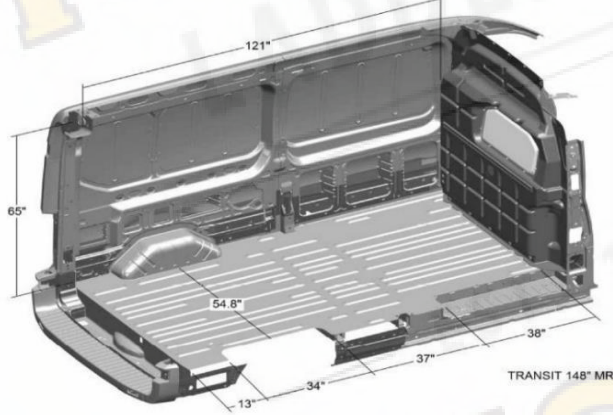
---

---

---

---

### Transit Mid Roof 148" WB



### Notes

---

---

---

---

---

---

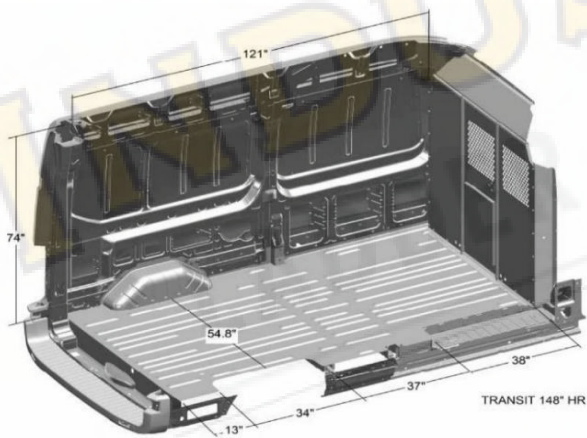
---

---

---

---

### Transit High Roof 148" WB



---

---

---

---

---

---

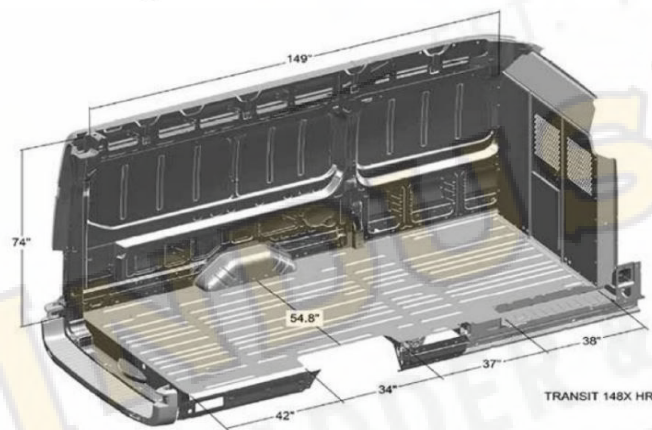
---

---

---

---

### Transit High Roof 148" WB



---

---

---

---

---

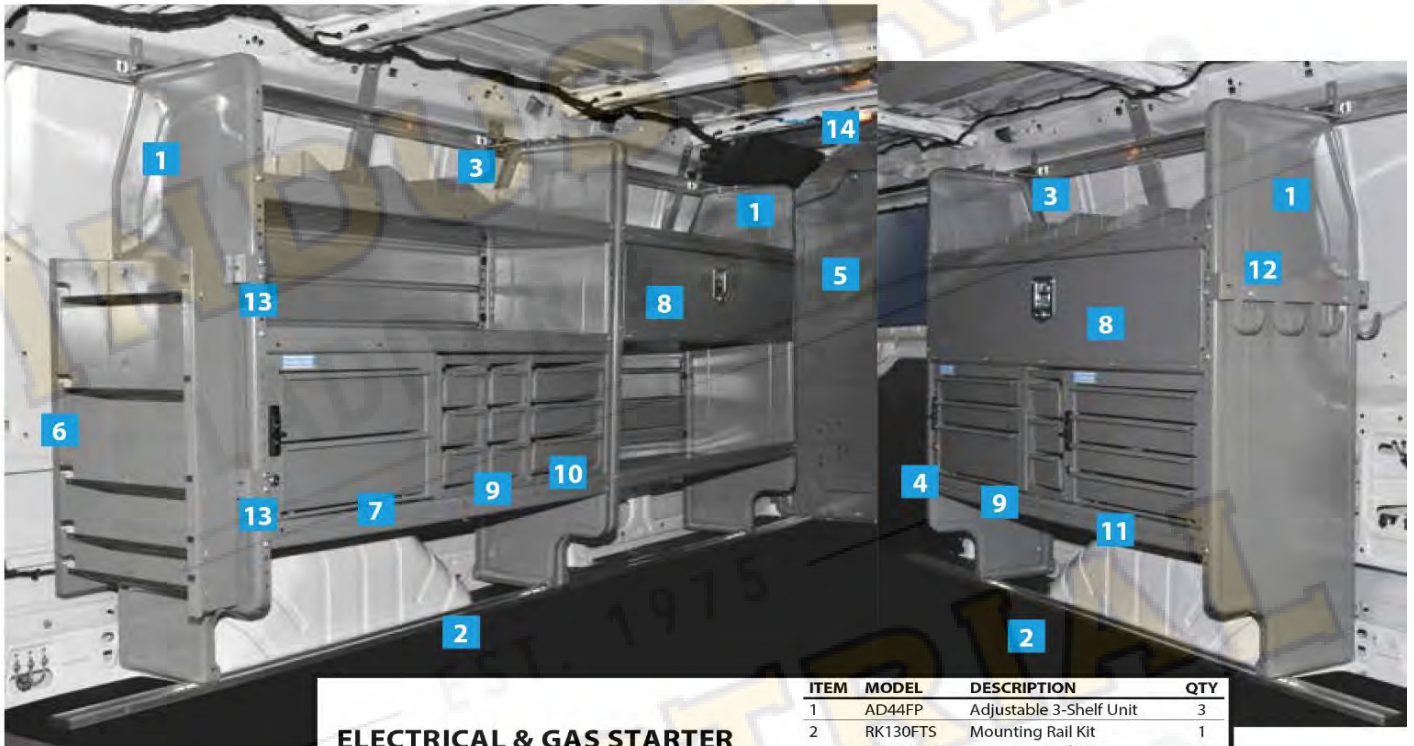
---

---

---

---

---



**ELECTRICAL & GAS STARTER PACKAGE**



**4319TL130** Transit 130"WB Low Roof  
**4319TL148** Transit 148"WB Low Roof

ITEM	MODEL	DESCRIPTION	QTY
1	AD44FP	Adjustable 3-Shelf Unit	3
2	RK130FTS or RK148FTS	Mounting Rail Kit	1
3	DV14C8	14" Shelf Dividers	1
4	919	3-Drawer Unit w/ Lock	1
5	S1M2HC2FSV	Steel Partition Panel Kit w/ Visibility & Door Kit	1
6	WRH5	5-Bar Spool Holder	1
7	19	2-Drawer Unit w/ Lock	1
8	DK4208	Door Kit w/ Open Back	2
9	DC6	3-Drawer Unit	3
10	DC12	3-Drawer Unit	1
11	9	4-Drawer Unit w/ Lock	1
12	TA1WAD	4-Hook Bar w/ Adapter	1
13	BRK14EPS	End Panel Mounting Bracket	2
14	WKC1FDTS	Steel Partition Mounting Kit	1

**GENERAL SERVICE STARTER PACKAGE**

**4317TL130** Transit 130"WB Low Roof  
**4317TL148** Transit 148"WB Low Roof

ITEM	MODEL	DESCRIPTION	QTY
1	AD44FP	Adjustable 3-Shelf Unit	3
2	RK130FTS or RK148FTS	Mounting Rail Kit	1
3	DV14C8	14" Shelf Dividers	1
4	919	3-Drawer Unit w/ Lock	1
5	S1M2HC2FSV	Steel Partition Panel Kit w/ Visibility & Door Kit	1
6	UH50	Utility Hook	2
7	DK4208	Door Kit w/ Open Back	2
8	TA1WAD	4-Hook Bar w/ Adapter	1
9	19	2-Drawer Unit w/ Lock	1
10	DC6	3-Drawer Unit	1
11	BRK14EPS	End Panel Mounting Bracket	1
12	WKC1FDTS	Steel Partition Mounting Kit	1



Item #	TOTAL	Item	Install
4319TL130	4127.97	3458.07	669.90
4319TL148	4141.71	3471.81	669.90


Item #	TOTAL	Item	Install
4317TL130	3400.36	2805.26	595.10
4317TL148	3414.10	2819.00	595.10

Item #	TOTAL	Item	Install

**PLUMBING & HVAC STARTER PACKAGE**

**4318TL130** Transit 130"WB Low Roof  
**4318TL148** Transit 148"WB Low Roof

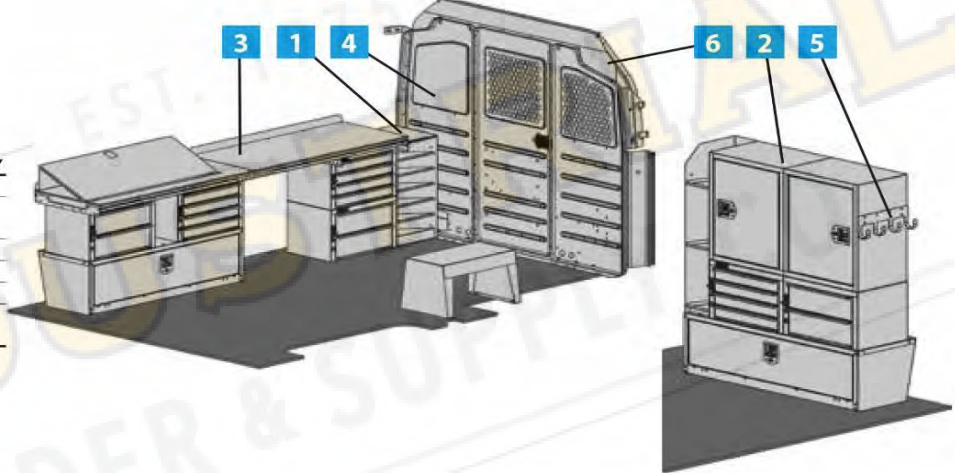
ITEM	MODEL	DESCRIPTION	QTY
1	AD44FP	Adjustable 3-Shelf Unit	3
2	RK130FTS or RK148FTS	Mounting Rail Kit	1
3	DV14C8	14" Shelf Dividers	1
4	919	3-Drawer Unit w/ Lock	1
5	S1M2HC2FSV	Partition with door	1
6	WTR230150	Welded Tank Rack	1
7	19	2-Drawer Unit w/ Lock	2
8	DC6	3-Drawer Unit	3
9	DC12	3-Drawer Unit	1
10	DK4208	Door Kit w/ Open Back	2
11	TA1WAD	4-Hook Bar w/ Adapter	1
12	RKAWTR	Welded Tank Rack Rail Adapter	1
13	WKC1FDTS	Steel Partition Mounting Kit	1



**LOCKSMITH STARTER PACKAGE**

**5274TL** Transit 130"/148"WB Low Roof


ITEM	MODEL	DESCRIPTION	QTY
1	17A	6-Shelf Catalog File	1
2	MD506	Shelf and Drawer Module	1
3	MD608	Workbench Module	1
4	S1M2HC2FSV	Partition with door	1
5	TA1	4-Hook Bar	1
6	WKC1FDTS	Steel Partition Mounting Kit	1



**TRIPLE SHELF STARTER PACKAGE**

**5156TL130** Transit 130"WB Low Roof  
**5156TL148** Transit 148"WB Low Roof

ITEM	MODEL	DESCRIPTION	QTY
1	AD44FP	Adjustable 3-Shelf Unit	3
2	RK130FTS or RK148FTS	Mounting Rail Kit	1
3	S1M2HC2FSV	Partition with door	1
4	WKC1FDTS	Steel Partition Mounting Kit	1



Item #	TOTAL	Item	Install
4318TL130	4341.15	3625.05	716.10
4318TL148	4354.89	3638.79	716.10

Item #	TOTAL	Item	Install
5274TL		#N/A	#N/A

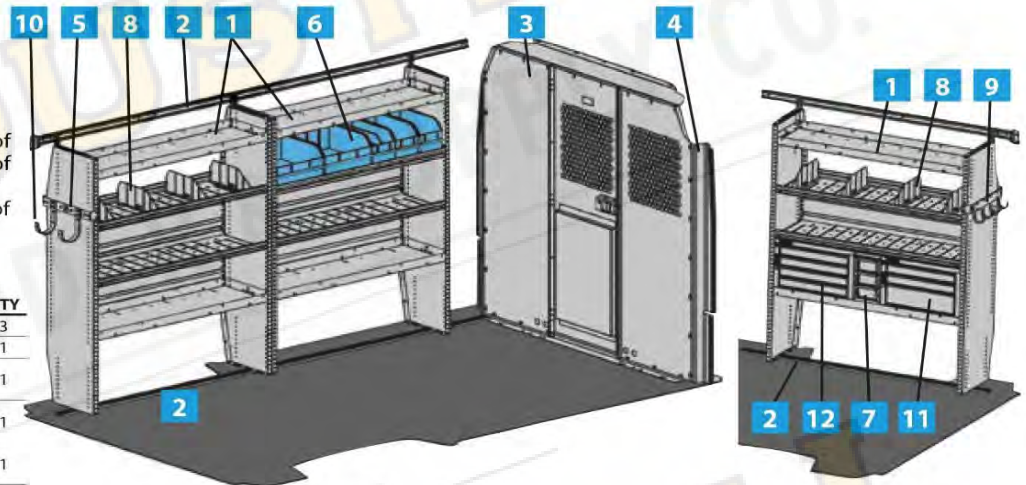
Item #	TOTAL	Item	Install
5156TL130	2316.82	1931.82	385.00
5156TL148	2330.56	1945.56	385.00

**GENERAL SERVICE STARTER PACKAGE**

**4317TM130** Transit 130"WB Med Roof  
**4317TM148** Transit 148"WB Med Roof

**4317TH148** Transit 148"WB High Roof  
**4317TH148X** Transit 148"EXT WB High Roof

ITEM	MODEL	DESCRIPTION	QTY
1	HAD4459	Hybrid 4-Shelf Unit	3
2	RAIL KIT	*see list below	1
3	S1M2HC2PM	Steel Partition Panel Kit w/ Visibility & Door Kit	1
4	WKC1FDTM	Steel Partition Mounting Kit	1
or	WKC1FDTH	Steel Partition Mounting Kit	1
5	BRK14EPS	End Panel Mounting Bracket	1
6	BR36212	Bin Set for Adjustable Shelving	1
7	DC6	3-Drawer Unit	1
8	DV14C8	14" Shelf Dividers	1
9	TA1WAD	4-Hook Bar w/ Adapter	1
10	UH50	Utility Hook	2
11	919	3-Drawer Unit w/ Lock	1
12	9	4-Drawer Unit w/ Lock	1

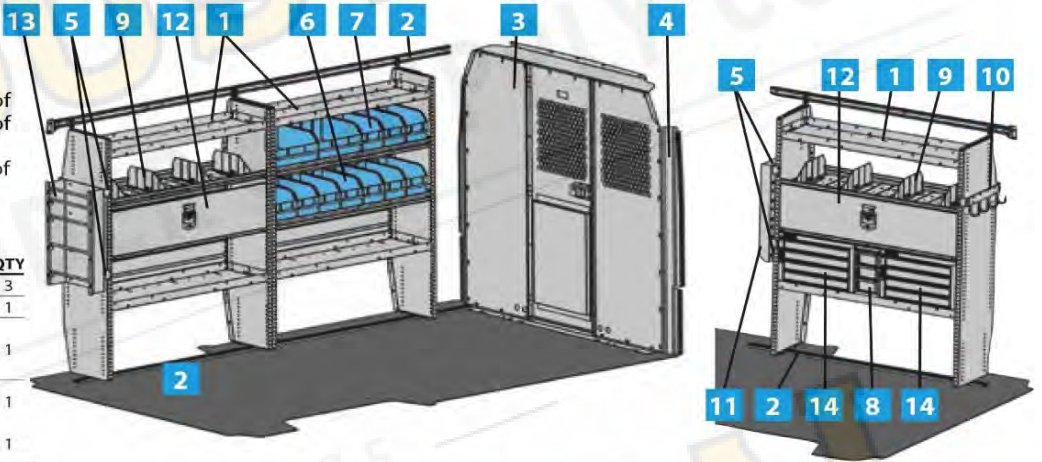


**ELECTRICAL & GAS STARTER PACKAGE**

**4319TM130** Transit 130"WB Med Roof  
**4319TM148** Transit 148"WB Med Roof

**4319TH148** Transit 148"WB High Roof  
**4319TH148X** Transit 148"EXT WB High Roof

ITEM	MODEL	DESCRIPTION	QTY
1	HAD4459	Hybrid 4-Shelf Unit	3
2	RAIL KIT	*see list below	1
3	S1M2HC2PM	Steel Partition Panel Kit w/ Visibility & Door Kit	1
4	WKC1FDTM	Steel Partition Mounting Kit	1
or	WKC1FDTH	Steel Partition Mounting Kit	1
5	BRK14EPS	End Panel Mounting Bracket	4
6	BR76012	Bin Set for Adjustable Shelving	1
7	BR36212	Bin Set for Adjustable Shelving	1
8	DC6	3-Drawer Unit	1
9	DV14C8	14" Shelf Dividers	1
10	TA1WAD	4-Hook Bar w/ Adapter	1
11	CB5	5-Slot Literature Rack	1
12	DK4210	Door Kit w/ Open Back	2
13	WRH5	5-Bar Spool Holder	1
14	9	4-Drawer Unit w/ Lock	2



**\*RAIL KITS**

MODEL	DESCRIPTION
RK130FTM	Mounting Rail Kit
RK148FTM	Mounting Rail Kit
RK148FTHE	Mounting Rail Kit

Item #	TOTAL	Item	Install
4317TM130	4212.92	3529.82	683.10
4317TM148	4344.01	3633.41	710.60
4317TH148	4349.32	3638.72	710.60
4317TH148X	4352.27	3641.67	710.60

Item #	TOTAL	Item	Install
4319TM130	4955.35	4201.85	753.50
4319TM148	5086.44	4305.44	781.00
4319TH148	5091.75	4310.75	781.00
4319TH148X	5094.70	4313.70	781.00

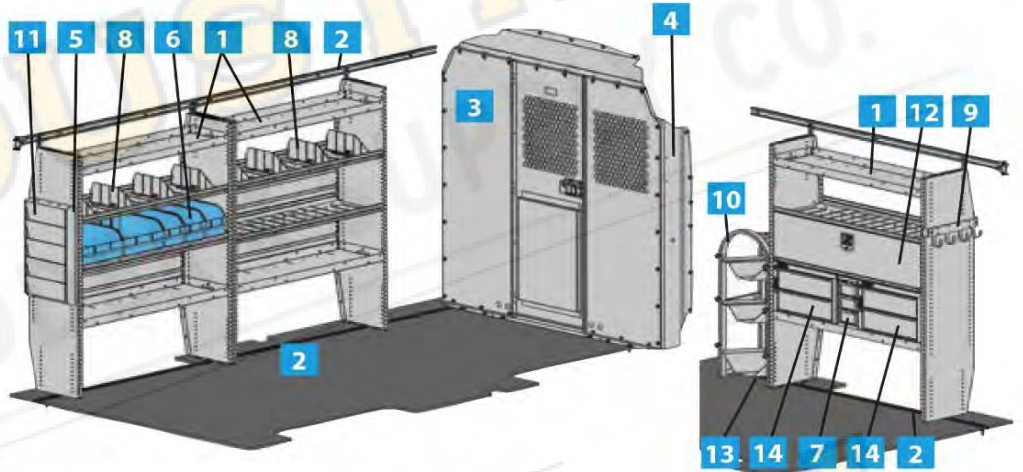
Item #	TOTAL	Item	Install
RK130FTM	388.94	278.94	110.00
RK148FTM	520.03	382.53	137.50
RK148FTHE	522.99	385.49	137.50

**PLUMBING & HVAC STARTER PACKAGE**

**4318TM130** Transit 130"WB Med Roof  
**4318TM148** Transit 148"WB Med Roof

**4318TH148** Transit 148"WB High Roof  
**4318TH148X** Transit 148"EXT WB High Roof

ITEM	MODEL	DESCRIPTION	QTY
1	HAD4459	Hybrid 4-Shelf Unit	3
2	RAIL KIT	*see list on page 28	1
3	S1M2HC2PM	Steel Partition Panel Kit w/ Visibility & Door Kit	1
4	WKC1FDTM	Steel Partition Mounting Kit	1
or	WKC1FDTH	Steel Partition Mounting Kit	1
5	BRK14EPS	End Panel Mounting Bracket	2
6	BR36212	Bin Set for Adjustable Shelving	1
7	DC6	3-Drawer Unit	1
8	DV14C8	14" Shelf Dividers	1
9	TA1WAD	4-Hook Bar w/ Adapter	1
10	WTR230150	Welded Tank Rack	1
11	CB5	5-Slot Literature Rack	1
12	DK4210	Door Kit w/ Open Back	1
13	RKAWTR	Welded Tank Rack Rail Adapter	1
14	19	2-Drawer Unit w/ Lock	2

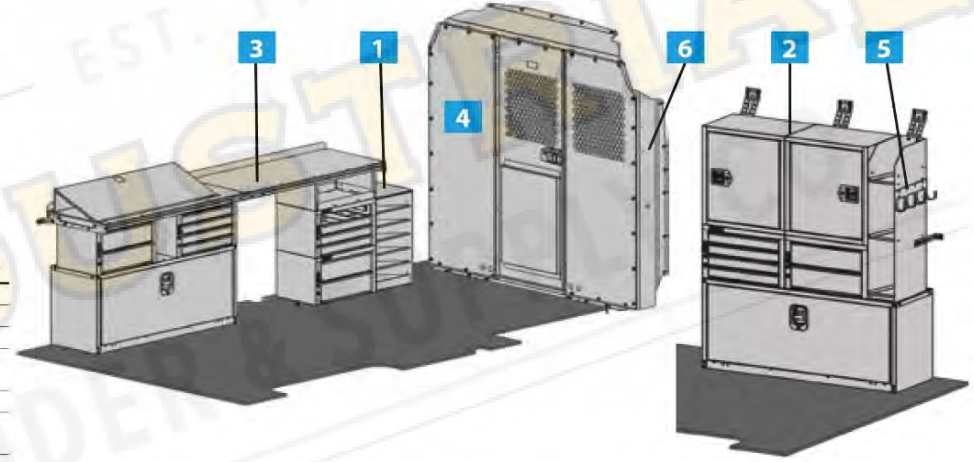


**LOCKSMITH STARTER PACKAGE**

**5274TM** Transit 130"/148" WB Med Roof

**5274TH** Transit 148"/148" EXT WB High Roof

ITEM	MODEL	DESCRIPTION	QTY
1	17A	6-Shelf Catalog File	1
2	MD506PM	Drawer Cabinet Module	1
3	MD608PM	Workbench Module	1
4	S1M2HC2PM	Steel Partition Panel Kit w/ Visibility & Door Kit	1
5	TA1	4-Hook Bar	1
6	WKC1FDTM	Steel Partition Mounting Kit	1
or	WKC1FDTH	Steel Partition Mounting Kit	1

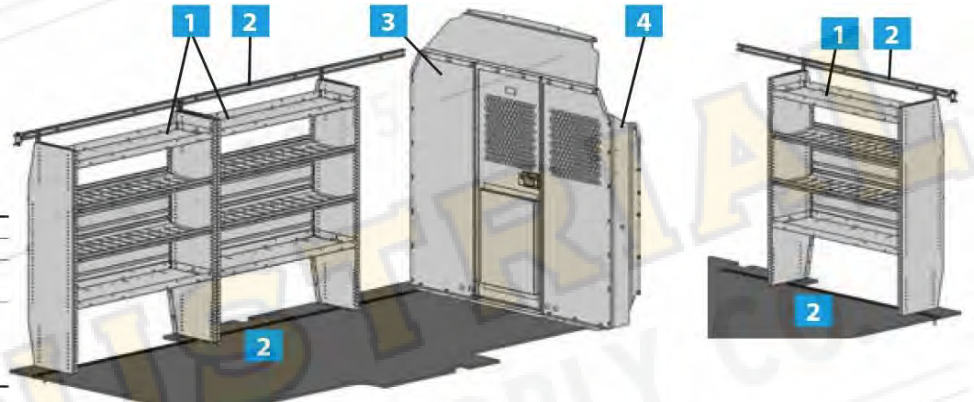


**TRIPLE SHELF STARTER PACKAGE**

**5156TM130** Transit 130"WB Med Roof  
**5156TM148** Transit 148"WB Med Roof

**5156TH148** Transit 148"WB High Roof  
**5156TH148X** Transit 148"EXT WB High Roof

ITEM	MODEL	DESCRIPTION	QTY
1	HAD4459	Hybrid 4-Shelf Unit	3
2	RAIL KIT	*see list on page 22	1
3	S1M2HC2PM	Steel Partition Panel Kit w/ Visibility & Door Kit	1
4	WKC1FDTM	Steel Partition Mounting Kit	1
or	WKC1FDTH	Steel Partition Mounting Kit	1



Item #	TOTAL	Item	Install
4318TM130	4761.53	3989.33	772.20
4318TM148	4892.62	4092.92	799.70
4318TH148	4897.93	4098.23	799.70
4318TH148X	4900.88	4101.18	799.70

Item #	TOTAL	Item	Install
5274TM	5317.36	4283.36	1034.00
5274TH	5019.85	4035.35	984.50

Item #	TOTAL	Item	Install
5156TM130	3120.24	2625.24	495.00
5156TM148	3251.33	2728.83	522.50
5156TH148	3256.64	2734.14	522.50
5156TH148X	3259.60	2737.10	522.50

**FOR A MORE COMFORTABLE MOBILE OFFICE**

**NEW COMPOSITE PARTITION FOR LOW ROOF TRANSIT**

Your mobile office is now more comfortable with an Adrian Steel composite partition. Sound deadening reduces driver distractions. Climate control reduces vehicle idle time for warm up and cool down. Generous leg room for less stress behind the wheel. The integrated steel frame provides the same level of performance that you are accustomed to from Adrian Steel.




- Available with or without a clear poly rear-view window.
- Add hooks along the integrated AD rail.
- Features a mounting location by the door for a fire extinguisher (not included.)



**PARFTL** - Composite Partition w/ Visibility  
**PARFTL-NW** - Composite Partition

**STEEL S-M-C PARTITION FOR LOW ROOF TRANSIT**



- Choose from solid or perforated panels.
- Partition mounts behind the B-pillar allowing for maximum cab comfort.
- Compliant with Transit's safety features. It does not interfere with the side-curtain airbag system or seatbelts.
- Center M panels can be fixed or hinged with a key-locking door. All hinged door partitions come standard with two 6" hinges, bulb seal and a slam latch. These features reduce vibration noise.
- The MEDIUM and HIGH ROOF Transit partition door has a 60" opening height.
- Partitions feature pre-drilled holes for adding accessories easily, and larger pass-through holes for routing wiring.
- Stamped steel panels on the LOW ROOF Transit reduce product weight without sacrificing strength.

Item #	TOTAL	Item	Install
PARFTL	1110.33	961.83	148.50
PARFTL-NW	1093.74	945.24	148.50
<i>Wing Kit - Required</i>			
WKC1FDTS	253.59	198.59	55.00

Item #	TOTAL	Item	Install
S1M1C1FSV	446.76	298.26	148.50
S1M2C1FSV	470.21	321.71	148.50
S1M2C2FSV	493.40	344.90	148.50
S2M2C2FSV	539.25	390.75	148.50

Most popular

Item #	TOTAL	Item	Install
S1M1HC1FSV	513.32	364.82	148.50
S1M2HC1FSV	536.76	388.26	148.50
S1M2HC2FSV	559.95	411.45	148.50
S2M2HC2FSV	605.81	457.31	148.50



**INTRODUCING THE PARTITION THAT IS ALL ABOUT DRIVER COMFORT!**

There is a trend happening with cargo van owners in the market. They want a product that offers more value than the traditional steel partition provides. Something that quiets the cab area, provides more leg room and provides better climate control. Drivers that spend 8-12 hours a day working out of their mobile office want a more comfortable experience.

Adrian Steel's new line of composite partitions offers unparalleled comfort for the driver.

**Organize** – Partitions are great location to hang your cargo. Easily add safety items like fire extinguishers and first aid kits, or hooks to hang your extension cords or hoses. Additional accessory kits are available to customize your Adrian Steel composite partition even more.

**Sound Deadening**  
Reduce the harshness of the cargo noise entering the cab area. This reduces driver distractions and makes for a quieter environment to communicate when driving.

**Leg Room** – Full seat travel and a comfortable recline angle makes the composite partition our most comfortable line of partitions we sell.

**Climate Control**  
Quickly cool down or heat up the cab area of the cargo van, reduce idle time doing so and save fuel!

**PARFTM**

Composite Partition w/ Visibility

**PARFTM-NW**

Composite Partition

**PARFTH**

Composite Partition w/ Visibility

**PARFTH-NW**

Composite Partition



**PARFTM-NW**



**PARFTH**

**STEEL S-M-C PARTITION FOR MEDIUM & HIGH ROOF TRANSIT**

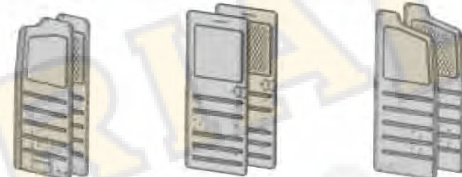
MODEL	DESCRIPTION
<b>LOW ROOF FIXED CENTER PANEL</b>	
S1M1C1FSV	Solid panels
S1M2C1FSV	Center panel perforated
S1M2C2FSV	Center and Curb panels perforated
S2M2C2FSV	All panels perforated
<b>LOW ROOF HINGED CENTER PANEL "DOOR"</b>	
S1M1HC1FSV	Solid panels
S1M2HC1FSV	Center panel perforated
S1M2HC2FSV	Center and Curb panels perforated
S2M2HC2FSV	All panels perforated
<b>MED/HIGH ROOF FIXED CENTER PANEL</b>	
S1M1C1PM	Solid panels
S1M2C2PM	Center and Curb panels perforated
<b>MED/HIGH ROOF HINGED CENTER PANEL "DOOR"</b>	
S1M1HC1PM	Solid panels
S1M2HC2PM	Center and Curb panels perforated
<b>PARTITION WING KITS</b>	
	Steel Partition Mounting Kit
WKC1FDTM	Steel Partition Mounting Kit
WKC1FDTH	Steel Partition Mounting Kit



**MEDIUM ROOF PARTITION**



**HIGH ROOF PARTITION**



**S1 - Solid**  
**S2 - Perforated**  
Mounts behind driver seat.

**M1 - Solid**  
**M2 - Perforated**  
Center panel. Also available as a hinged door.

**C1 - Solid**  
**C2 - Perforated**  
Mounts behind passenger seat.

Steel partitions are sold as panel kits and wing kits. Please see application chart to confirm the appropriate panel kit and wing kit for your vehicle.


Item #	TOTAL	Item	Install
PARFTM	1177.59	1029.09	148.50
PARFTM-NW	1161.02	1012.52	148.50
PARFTH	1232.90	1084.40	148.50
PARFTH-NW	1216.31	1067.81	148.50

Item #	TOTAL	Item	Install
S1M1C1PM	575.58	427.08	148.50
S1M2C2PM	656.55	508.05	148.50
S1M1HC1PM	642.14	493.64	148.50
S1M2HC2PM	723.11	574.61	148.50

Item #	TOTAL	Item	Install
WKC1FDTM	258.81	203.81	55.00
WKC1FDTH	264.12	209.12	55.00
WKC1FDTS	253.59	198.59	55.00
A Wing Kit is required with a Steel Partition			



2.5" deep drawers come with ABS divided and removable trays perfect for small parts.



MODEL	DESCRIPTION	DRAWER SIZE (QTY.)
19	2-Drawer Unit w/ Lock	16"W x 5"D x 11-1/2"L (2)
919	3-Drawer Unit w/ Lock	16"W x 2-1/2"D x 11-1/2"L (2) 16"W x 5"D x 11-1/2"L (1)
9	4-Drawer Unit w/ Lock	16"W x 2-1/2"D x 11-1/2"L (4)
27	Drawer Divider Assembly	19 or 919 Drawer (1)

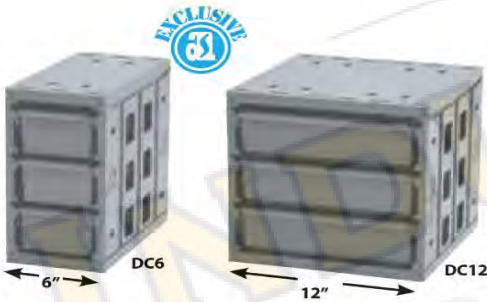
Steel outer cabinet measures 18"W x 12"H x 12"L.

**DRAWER UNITS – LOCK 'N LATCH SYSTEM**

- Our exclusive Lock 'n Latch system provides a choice of drawers open, drawers retained or drawers locked position.
- Drawers are made of an engineered composite material for durability with heavy-duty drawer glides for support and smoother drawer operation.
- The new drawer glides significantly increase the ease of use when opening and closing the drawer units. They all but eliminate the rattle noise of the drawers when the driving the vehicle.
- Drawers and glides can be repositioned within cabinet for increased flexibility.
- Divide 5" deep drawers into compartments using optional metal "egg crate" dividers.

**DRAWER COMPONENTS**

- Organize small parts with our flexible and rugged composite Drawer Components.
- Drawer retention stops prevent drawers from opening while the vehicle is in transit.
- Made of a hi-impact polymer for a quiet operation.
- Each drawer comes with 2 dividers and 7 divider slots.
- Interlocking feature allows up to 2 units stacked vertically or multiple units horizontally.
- Choose from Adrian Steel's pre-configured drawer systems or create your own drawer system from the base models.




MODEL	DESCRIPTION	OVERALL SIZE
DC6	3-Drawer Unit	6"W x 12"H x 12"D
DC12	3-Drawer Unit	12"W x 12"H x 12"D
DS06212V	6-Drawer Unit	12"W x 24"H x 12"D
DS36012H	9-Drawer Unit	18"W x 12"H x 12"D
DS46012	12-Drawer Unit	12"W x 24"H x 12"D

5lb. weight capacity per drawer.

**DRAWER UNITS – LOCKING HINGE AND HASP**

- Drawers are welded and have reinforced drawer slides for strength.
- Can be locked with a padlock (not included) for security.
- Divide drawers with optional metal "egg crate" dividers.



#2 Cabinet Size  
18"W x 24"H x 18"L

#8 Cabinet Size  
18"W x 18"H x 12"L

MODEL	DESCRIPTION	DRAWER SIZE (QTY.)
8	3-Drawer Unit	16"W x 5"D x 11-1/2"L (3)
2	4-Drawer Unit	16"W x 5"D x 17-1/2"L (4)
25	Drawer Divider Assembly	No. 2 Drawer (1)
26	Drawer Divider Assembly	No. 8 Drawer (1)

Item #	TOTAL	Item	Install
19	232.90	188.90	44.00
919	284.29	240.29	44.00
9	336.65	292.65	44.00
27	34.73	34.73	0.00

Item #	TOTAL	Item	Install
DC6	93.77	82.77	11.00
DC12	138.68	127.68	11.00
DS06212V	277.36	255.36	22.00
DS36012H	281.31	248.31	33.00
DS46012	375.08	331.08	44.00

Item #	TOTAL	Item	Install
8	292.87	248.87	44.00
2	347.80	317.00	30.80
25	45.30	45.30	0.00
26	#N/A	#N/A	#N/A

**BE MORE EFFICIENT WITH INVENTORY THAT IS READY TO GO WHEN AND WHERE YOU ARE.**

Versatile, lightweight, durable, convenient and mobile - these **Portable Parts Cases** are perfect for the tech who needs to carry small parts and inventory to the jobsite.

The impact resistant body can be organized with the included adjustable dividers. The see-through lids with snap latches make identifying contents easy.


- PPCS** 14" x 14" x 3.75"
- PPCL** 14" x 14" x 6.25"



**CH-EP**  
15.5" x 11.25" x 37.5"  
\* FIRST AID KIT NOT INCLUDED



**CHPPC5SM**  
16.5" x 14" x 35"



Add a single **CH1514SGL 15" x 14" x 12"** or double **CH-1514DBL 15" x 14" x 12"** **Case Holder** to an existing shelf to house included cases that stay put while in transport.

**INCORPORATE THE PORTABLE PARTS CASES INTO YOUR VAN WITH THE STORAGE OPTION THAT FITS YOUR NEED.**

Three different **Case Holder** options give you the ability to house multiple Portable Parts Cases near the vehicle door for easy access to grab-and-go. The **CH-EP** and **CHPPC5SM** include a tray that holds an optional first aid kit and feature slanted shelves.

The **CHPPC4S** includes four PPCS cases and each shelf has a retaining lip to keep cases in place.



**CHPPC4S**  
14 3/8" x 14 3/8" x 18"

Item #	TOTAL	Item	Install
PPCS	43.43	43.43	0.00
PPCL	52.14	52.14	0.00

Item #	TOTAL	Item	Install
CH-EP	378.98	334.98	44.00
CHPPC5SM	578.49	523.49	55.00
CH1514SGL	144.02	116.52	27.50
CH-1514DBL	192.85	181.85	11.00

Item #	TOTAL	Item	Install
CHPPC4S	375.46	353.46	22.00

**A CENTER CONSOLE DESK KEEPS ELECTRONICS SECURE AND OUT OF SIGHT.**

Designed to be mounted in the cab, between the front seats.



**Tech Desk Console for Ford Transit**

- Designed to mount between
- The front seats.
- 2 USB Ports.
- Non-Slip lid tray to keep items from falling of during transit.
- Internal Organization.
- Lockable Lid.
- Interior LED lights.

**TDC6 Tech Desk Console**

Fits Ford Transit



**Center Console Desk for Ford Transit**

- Designed to mount between the front seats.
- Rugged steel construction with a hinged worktop and key locking paddle handle.
- Convenient lid mounted clip holds papers in place on the writing surface.
- Center Console Desks mount securely to the vehicle floor, and can be removed for service.
- Measures 6.7"W, 18.3"H, 22.3"D

**CCD6 Center Console**

Fits Ford Transit

**CCDHF6 Center Console Hanging File**

**ALUMINUM LOCK BOX**

- Stores valuable tools and paperwork.
- Gas shock safely opens and closes the large lid.
- The large lock will accommodate a padlock or hockey puck style lock (not included.)
- Designed to mount on the van floor facing out the side or rear doors.
- Aluminum construction with powder coat black paint.



**LKB1 Lock Box**  
20" W, 14.5" H, 25" D



**LITERATURE FILES**



**1: CB5 5-Slot Literature Rack** Mount on partition or other vertical surface. 2-1/2" deep pockets. Overall size: 12"W, 24"H, 2-1/2"D.

**2: CB7 7-Slot Literature Rack** Mount on partition or other vertical surface. 6-3/4" deep pockets. Overall size: 14-3/4"W, 28-7/8"H, 7"D.

**3: 17A 6-Shelf Catalog File** Designed for catalogs but also serves to store a variety of materials between the 3" shelf spacings. Overall size: 11"W, 24"H, 12"D.

**4: 43 3-Shelf Literature Rack** Fits in narrow spaces. It has three tilted shelves. Perfect for binders and catalogs. Overall size: 6" W, 34" H, 12" D.

**5: BH4 4-Slot Literature Rack** Designed to mount on partition or almost any vertical surface. Excellent for binders. Each pocket is 2 1/2" deep. Overall size: 12-3/4" W, 19-1/2" H, 2-1/2" D.

**6: CB2 2-Book File** Mounts on the floor between front seats and partition. Holds folders 12"H x 10-1/2"D. Overall size: 6"W, 14"H, 12"D.

**7: CB3 3-Book File** Mounts on cabinet tops or on the floor. Multiple units can be flush-mounted. Holds folders 12"H x 10-1/2"D. Overall size: 10-3/4"W, 14"H, 12"D.

**8: CB4 Utility Box** Stores a variety of printed material. Also suitable for keeping tools, safety glasses, gloves and other items. Hinged lid. Overall size: 12"W, 12"H, 14"D.

Item #	TOTAL	Item	Install
TDC6	643.97	478.97	165.00
CCD6	308.67	253.67	55.00
CCDHF6	51.92	24.42	27.50

Item #	TOTAL	Item	Install
CB5	163.15	141.15	22.00
CB7	196.57	174.57	22.00
17A	186.26	142.26	44.00
43	155.26	111.26	44.00

Item #	TOTAL	Item	Install
BH4	170.19	148.19	22.00
CB2	111.40	83.90	27.50
CB3	131.05	103.55	27.50
CB4	137.41	115.41	22.00

**REEL HOLDERS**



**1: CRH2 Cable Reel Holder** features a durable frame, two steel shafts that holds up to a 15-1/2" diameter reel by 14" wide. Overall size: 19-1/8" W, 16" D, 44-7/8" H

**2: KDRH2 2-Bar Wire Reel Holder** holds large spools up to 16" wide and 18" in diameter. Spools nest on conveyor rollers. Includes tie-down chains with neoprene covers. Overall size: 18" W, 46" H, 18" D

**3: WRH5 5-Bar Spool Holder** Five removable bars hold wire spools up to 6" in diameter. Reel Holder mounts to shelf ends or any vertical surface. Overall size: 12" W, 25" H, 4" D

**4: End Panel Reel Holder** Bar mounts between **ADseries** shelf end panels for easy access to spools of cable and wire.

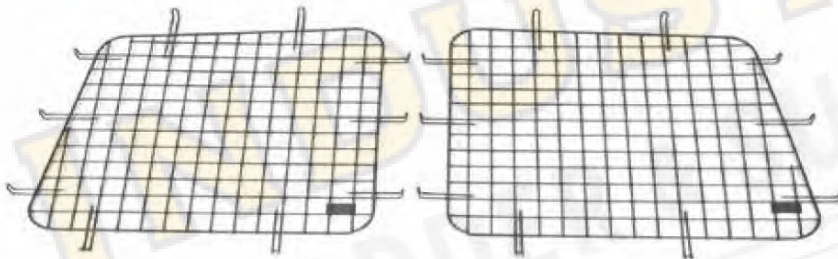
**KDRH1426** - Wire Reel Holder

**KDRH1432** - Wire Reel Holder

**KDRH1444** - Wire Reel Holder

**KDRH1450** - Wire Reel Holder

**WIRE WINDOW SCREENS**



**Wire Window Screens** add security to cargo area windows. Contoured to fit the window and feature a non-glare gray powder coat finish.

**Transit Low Roof:**

- 60-134** Passenger Side Rear Door Security Screen
- 60-135** Driver Side Rear Door Security Screen
- 60-138** Passenger Side Sliding Door Security Screen
- 60-140** Passenger Side Door Security Screen
- 60-141** Passenger Side Door Security Screen
- 60-TRLHDRD** Passenger Side Hinged & Rear Doors Security Screen Kit
- 60-TRLRDR** Rear Doors Security Screen Kit
- 60-TRLSDR** Passenger Side Sliding & Rear Doors Security Screen Kit

**Transit Mid & High Roof**

- 60-132** Passenger Side Rear Door Security Screen
- 60-133** Driver Side Rear Door Security Screen
- 60-136** Passenger Side Sliding Door Security Screen
- 60-137** Driver Side Sliding Door Security Screen
- 60-TRMHRDR** Rear Doors Security Screen Kit
- 60-TRMHSDR** Passenger Side Sliding & Rear Doors Security Screen Kit

Item #	TOTAL	Item	Install
CRH2	370.06	315.06	55.00
KDRH2	469.63	315.63	154.00
WRH5	100.56	84.06	16.50
KDRH1426	119.13	97.13	22.00
KDRH1432	130.24	108.24	22.00
KDRH1444	164.38	142.38	22.00
KDRH1450	170.85	148.85	22.00
60-134	89.73	67.73	22.00

Item #	TOTAL	Item	Install
60-135	89.73	67.73	22.00
60-138	123.16	101.16	22.00
60-140	100.42	78.42	22.00
60-141	100.42	78.42	22.00
60-TRLHDRD	380.29	292.29	88.00
60-TRLRDR	179.45	135.45	44.00
60-TRLSDR	302.64	236.64	66.00
60-132	109.15	87.15	22.00

Item #	TOTAL	Item	Install
60-133	109.15	87.15	22.00
60-136	147.84	125.84	22.00
60-137	147.84	125.84	22.00
60-TRMHRDR	218.30	174.30	44.00
60-TRMHSDR	366.14	300.14	66.00

**Transit & Transit Connect**

**ADRIAN'S BLUE BIN SYSTEM IS PERFECT FOR VISUAL INVENTORY MANAGEMENT.**


- 6" and 12" bins maximize the ADseries shelf space.
- The bins can nest on top of each other when at the job site or in the warehouse getting filled to go.
- Add a label to the front so you can find parts quickly
- Each bin can accommodate one optional divider.



**SBIN120614**




**SBIN060614**



MODEL	DESCRIPTION
SBIN060614	Snap In Bin
SBIN120614	Snap In Bin Divider
SBINDIV	Snap In Bin Divider

**BURCO S-SERIES GLASS RACKS FIT THE FORD TRANSIT AND ARE ADAPTABLE TO YOUR NEEDS.**




The 45047 Burco Glass Rack accommodates up to 11 windshields. Designed for modern windshields with six 14.5" and six 23.5" divider posts. The glass rack can transport both taller windshields and smaller glass panels safely and are ideal for loading and unloading glass from the top or side. Each post is surrounded with a protective foam cover and a twist and lock top to keep your glass safe and secure. Fits Ford Transit.

**SAFELY TRANSPORT REFRIGERANT TANKS IN AN ADRIAN STEEL TANK RACK.**



Vertically carry 30-lb. and 50-lb. refrigerant tanks securely in your van. Tank Racks can be installed for easy access from the side or rear van doors. Racks feature 14-gauge tubular steel frames welded for strength with sloped cradles and nylon straps. The optional **WTRTRAY** provides a storage area mounted on top of the welded tank racks.\* The tray can be mounted to any size tubular tank rack.

MODEL	DESCRIPTION
WTR130250	(1) 30 lb & (2) 50 lb tanks
WTR230150	(2) 30 lb & (1) 50 lb tanks
WTR330	(3) 30 lb tanks
WTR350	(3) 50 lb tanks
WTR430	(4) 30 lb tanks



\*Please confirm the location of the tank rack and tray, some interior locations will not accommodate the tray due to the contour of the vehicle.

Item #	TOTAL	Item	Install
SBIN060614	18.11	18.11	0.00
SBIN120614	25.08	25.08	0.00
SBINDIV	4.29	4.29	0.00

Item #	TOTAL	Item	Install
45047	785.32	675.32	110.00

Item #	TOTAL	Item	Install
WTR130250	406.20	351.20	55.00
WTR230150	394.57	352.77	41.80
WTR330	399.78	357.98	41.80
WTR350	399.78	357.98	41.80
WTR430	458.01	416.21	41.80

**FINALLY!  
A LADDER RACK DESIGNED AROUND YOU... NOT YOUR VEHICLE.**

Introducing the All-New Drop-Down Ladder Rack from Adrian Steel!



The new, simpler design makes it easier to install and adjust. The aluminum build of the rack reduces corrosion and keeps your ladder rack looking like new. It will accommodate a variety of ladders and safely secure them for transport.

Technicians that are 5'-4" or taller can safely load and unload the ladder because of the lower, more ergonomic load and unload height. Durability testing ensures that the rack will stand the test of time and perform as it should for many years.

**DDL61FTL** - Passenger Side Drop Down Ladder Rack

**DDL63FTL** - Double Drop Down Ladder Rack

**DDL61FTH** - Single, Transit Low Roof

**DDL63FTH** - Double Drop Down Ladder Rack

**DDL61FTM** - Single, Transit Medium Roof

**DDL63FTM** - Double Drop Down Ladder Rack

**DDL61FTH** - Single, Transit High Roof

**DDL63FTH** - Double Drop Down Ladder Rack

**DDL61FTL** - Single, Transit Low Roof

**DDL63FTL** - Double Drop Down Ladder Rack

**DDL61FTM** - Single, Transit Medium Roof

**DDL63FTM** - Double Drop Down Ladder Rack

**DDL61FTH** - Single, Transit High Roof

**DDL63FTH** - Double Drop Down Ladder Rack

**DDL61FTL** - Single, Transit Low Roof

**DDL63FTL** - Double Drop Down Ladder Rack

**DDL61FTM** - Single, Transit Medium Roof

**DDL63FTM** - Double Drop Down Ladder Rack

**DDL61FTH** - Single, Transit High Roof

**DDL63FTH** - Double Drop Down Ladder Rack

**DDL61FTL** - Single, Transit Low Roof

**DDL63FTL** - Double Drop Down Ladder Rack

**DDL61FTM** - Single, Transit Medium Roof

**DDL63FTM** - Double Drop Down Ladder Rack

**DDL61FTH** - Single, Transit High Roof

**DDL63FTH** - Double Drop Down Ladder Rack

**DDL61FTL** - Single, Transit Low Roof

**DDL63FTL** - Double Drop Down Ladder Rack

**DDL61FTM** - Single, Transit Medium Roof

**DDL63FTM** - Double Drop Down Ladder Rack

**DDL61FTH** - Single, Transit High Roof

**DDL63FTH** - Double Drop Down Ladder Rack

**DDL61FTL** - Single, Transit Low Roof

**DDL63FTL** - Double Drop Down Ladder Rack

**DDL61FTM** - Single, Transit Medium Roof

**DDL63FTM** - Double Drop Down Ladder Rack

**DDL61FTH** - Single, Transit High Roof

**DDL63FTH** - Double Drop Down Ladder Rack

**DDL61FTL** - Single, Transit Low Roof

**DDL63FTL** - Double Drop Down Ladder Rack

**DDL61FTM** - Single, Transit Medium Roof

**DDL63FTM** - Double Drop Down Ladder Rack

**DDL61FTH** - Single, Transit High Roof

**DDL63FTH** - Double Drop Down Ladder Rack

**Transit Medium Roof**



Our most user friendly ladder rack ever! Featuring the patent pending twist to adjust! The fastest way to adjust your rack to your ladder! The outboard design and two stage drop brings ladder down to an ergonomic load position where operators 5' 4" or taller can safely load and unload the ladder. The aluminum build of the rack reduces corrosion and keeps your ladder rack looking like new. Adrian Steel's Drop-Down Ladder Rack will accommodate a variety of ladders and safely secure them for transport.

Technicians that are 5'-4" or taller can easily load and unload the rack without climbing up on anything.



**EXCLUSIVE!**  
With the turn of a knob, you can quickly adjust the rack to fit a wide variety of ladders.

**Mid Roof**

**DDL61FTM** - Single, Transit Medium Roof

**DDL63FTM** - Double Drop Down Ladder Rack

**High Roof**

**DDL61FTH** - Single, Transit High Roof

**DDL63FTH** - Double Drop Down Ladder Rack

**Accessories**

**DDL61FTL** - Single, Transit Low Roof

**DDL63FTL** - Double Drop Down Ladder Rack

**DDL61FTM** - Single, Transit Medium Roof

**DDL63FTM** - Double Drop Down Ladder Rack

**DDL61FTH** - Single, Transit High Roof

**DDL63FTH** - Double Drop Down Ladder Rack

Item #	TOTAL	Item	Install
DDL61FTL	1201.56	951.56	250.00
DDL63FTL	2013.95	1683.95	330.00
DDL61FTM	1544.59	1294.59	250.00
DDL63FTM	2749.52	2370.02	379.50
DDL61FTH	1544.61	1294.61	250.00
DDL63FTH	2670.03	2370.03	300.00
DDL61FTL	84.46	56.96	27.50
DDL63FTL	2670.03	2370.03	300.00

Item #	TOTAL	Item	Install
70-1LR	188.84	188.84	0.00
70-2LR	204.71	204.71	0.00
DDL61FTM	1544.59	1294.59	250.00
DDL63FTM	2749.52	2370.02	379.50

Item #	TOTAL	Item	Install
DDL61FTH	1544.61	1294.61	250.00
DDL63FTH	2670.03	2370.03	300.00
DDL61FTL	84.46	56.96	27.50
DDL63FTL	2670.03	2370.03	300.00

**ALL-NEW & COMPLETELY REDESIGNED ALUMINUM GRIP-LOCK RACK**

Off-the-Roof, Angled Design Offers a Lower Reach Height than Traditional Grip-Lock Racks.



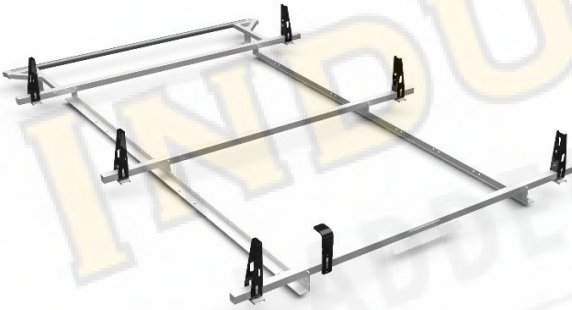
- 61-GLFTL2** - Single Grip Lock Ladder Rack
- 63-GLFTL2** - Double Grip Lock Ladder Rack
- GLSLKFSV** - Step Ladder Kit
- 70-1LR** - Conduit Kit w/ Round End Caps
- 70-2LR** - Conduit Kit w/ Round End Caps

**Technicians that are 5'-7" or taller can easily load and unload the rack without climbing up on anything.**


Adrian Steel's completely redesigned grip-lock style ladder rack is designed to make your job easier when loading and unloading your ladders. The innovative "tilt angle" design offers a lower reach height than traditional grip lock style racks. Technicians that are 5'7" or taller can safely load and unload ladders with out having to climb up on something.

The clamping mechanism secures and protects ladders when they are stowed or in transit. A padlock can be added for extra security. The natural aluminum finish reduces corrosion and helps preserve the integrity of the rack.

**Ladder Utility Racks for Transit Low Roof**

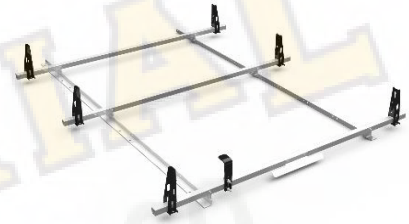


3BARRFT2-W  
3-Bar Utility Rack w/ Rear Roller, White



2BARRFT2-W  
2-Bar Utility Rack w/ Rear Roller, White

Fits Ford Transit Low Roof  
This all aluminum rack is corrosion free! Available in white or black powder coat paint. The uprights are fully plastisoled to protect against wear and reduce ladder fatigue. Uprights feature many attachment points for securing cargo straps. The Rear Roller Bar eases the loading and unloading of the rack. Optional center bars support shorter lengths and provide additional support. Utilizes factory attachment points in roof so no drilling is needed. The Utility Rack rail system allows for 7 foot crossbar spacing.



3BFT-W  
3-Bar Utility Rack, w/ NO Rear Roller, White

Item #	TOTAL	Item	Install
61-GLFTL2	588.68	456.68	132.00
63-GLFTL2	881.17	694.17	187.00
GLSLKFSV	84.46	56.96	27.50
70-1LR	188.84	188.84	0.00
70-2LR	204.71	204.71	0.00

Item #	TOTAL	Item	Install
3BARRFT2-W	1114.52	949.52	165.00
2BARRFT2-W	863.07	731.07	132.00
3BFT-W	820.18	677.18	143.00

Item #	TOTAL	Item	Install



## FORD TRANSIT

*Rugged, durable and safe.*

Work hard, look stylish and stay safe. The AluRack features a rear roller, which makes it safe and easy to load bulky sheets of plywood, drywall, pipe and even weekend toys from the back of the van. The rugged and durable design can carry all of your cargo and withstand challenging weather conditions.

Plus, ask a sales associate about adding our optional rear door access ladder shown in this example for easy access to cargo.

Images shown are for illustrative purposes only. Actual colors, finishes, and/or vehicle mounting hardware may vary depending on the vehicle and product model selected



Rear Roller makes loading and unloading easy



Improve productivity – Easily unload and load cargo with assistance from the standard rear roller.



Rugged and durable anodized aluminum enhances vehicle's professional image.



Search term "Ford Transit AluRack" to find more information.



Maintain vehicle warranty and resale value with no holes to drill.



Provides the most versatile way to transport your cargo.

MODELS	VEHICLE WHEELBASE	VEHICLE HEIGHT	CROSSBAR QUANTITY	CROSSBAR WIDTH	WEIGHT
AR1908	130 IN	84 IN	8	67 IN	83 lbs
AR1909	148 IN	84 IN	8	67 IN	86 lbs
AR1910	130 IN	101 IN	8	67 IN	80 lbs
AR1911	148 IN	101 IN	8	67 IN	85 lbs
AR1912	148 IN	110 IN	8	67 IN	82 lbs
AR1913	148 IN XL	110 IN	8	67 IN	87 lbs

Item #	TOTAL	Item	Install
AR1908	1188.69	949.69	239.00
AR1909	1308.10	1059.10	249.00
AR1910	1111.42	872.42	239.00
AR1911	1140.46	891.46	249.00

Item #	TOTAL	Item	Install
AR1912	1263.45	1014.45	249.00
AR1913	1349.23	1090.23	259.00

Item #	TOTAL	Item	Install

# Ford Transit with ErgoRack

## Lightweight, Safe and Easy

Prime Design has been the industry's ergonomic leader since 1992, when we first introduced the concept of an ergonomic ladder rack.

Our design philosophy starts with the worker – how can we make the job safer, easier and more comfortable for the human body? That is because we firmly believe that a product's design and how it impacts the user is every bit as important as the quality of materials and construction. The ErgoRack was designed to reduce muscle stress, eliminate risk of injury and speed the job of loading and unloading ladders from a work van.

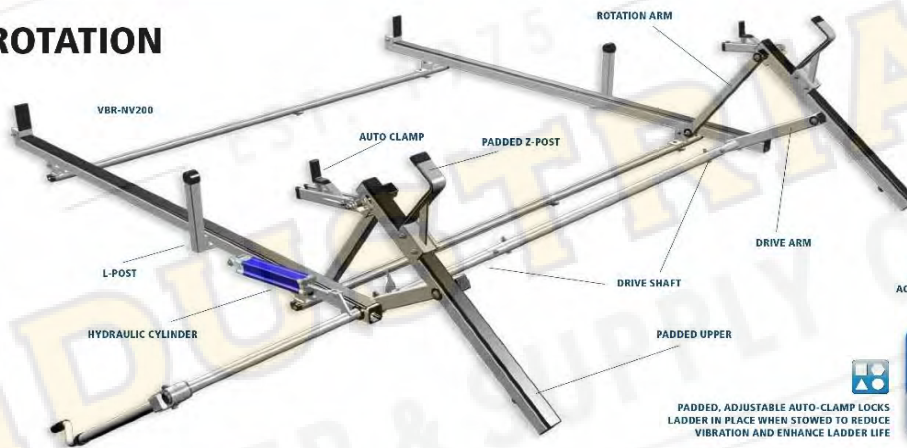


### HORIZONTAL ROTATION

Horizontal Rotation allows the operator to easily rotate a ladder from a stowed position to the deployed position.



CONTROL LADDER DEPLOYMENT WITH ADJUSTABLE HYDRAULIC CYLINDER



SECURE LADDER TO DETER THEFT



ENHANCED OPERATOR POSITIONING REDUCES ACCIDENTS AND INJURIES



PADDED, ADJUSTABLE AUTO-CLAMP LOCKS LADDER IN PLACE WHEN STOWED TO REDUCE VIBRATION AND ENHANCE LADDER LIFE

### LOW ROOF

**VRR-FT-M Ladder Drop Rack BOTH Sides**  
**Features** CURBSIDE: ROTATION  
 STREETSIDE: ROTATION

**VBR-FT-M Ladder Drop Rack CURBSIDE**  
**Features** CURBSIDE: ROTATION  
 STREETSIDE: BASE - END STOPS

**VRB-FT-M Ladder Drop Rack STREETSIDE**  
**Features** CURBSIDE: BASE - END STOPS  
 STREETSIDE: ROTATION

**VBB-FT-M Ladder Rack - NO Drop Downs**  
**Features** CURBSIDE: BASE - END STOPS  
 STREETSIDE: BASE - END STOPS

### MEDIUM & HIGH ROOF

**HRR-E-FT-M Ladder Drop Rack BOTH Sides**  
**Features** CURBSIDE: ROTATION  
 STREETSIDE: ROTATION

**HBR-E-FT-M Ladder Drop Rack CURBSIDE**  
**Features** CURBSIDE: ROTATION  
 STREETSIDE: BASE - END STOPS

**HRB-E-FT-M Ladder Drop Rack STREETSIDE**  
**Features** CURBSIDE: BASE - END STOPS  
 STREETSIDE: ROTATION

**HBB-FT-M Ladder Rack - NO Drop Downs**  
**Features** CURBSIDE: BASE - END STOPS  
 STREETSIDE: BASE - END STOPS

Item #	TOTAL	Item	Install
VRR-FT-M	2053.88	1753.88	300.00
VBR-FT-M	1358.20	1108.20	250.00
VRB-FT-M	1358.20	1108.20	250.00
VBB-FT-M	662.51	462.51	200.00

Item #	TOTAL	Item	Install
HRR-E-FT-M	2755.73	2455.73	300.00
HBR-E-FT-M	1700.70	1450.70	250.00
HRB-E-FT-M	1700.70	1450.70	250.00
HBB-FT-M	655.66	455.66	200.00

Item #	TOTAL	Item	Install

**Rear Door Access Ladder**  
**Add capability and enhance worker safety**

The rear door access ladder provides easy, safe access to items stored on the cargo van roof. Users can easily maintain the standard three points of contact when climbing or descending this ladder. It securely attaches to the cargo van rear door without drilling thereby avoiding any damage to the bodywork and maintaining the vehicle's integrity. Its lightweight, corrosion-resistant aluminum construction is designed to last.



Available in standard bright anodized aluminum or optional black anodized aluminum finish – not only does this access ladder promote safety, its trendy design provides a professional image to fleets or users of any kind.



Padded top and bottom clamps attach to door edges, all without drilling.



Improve safety - Eliminate the hazard of using a tire or bumper to access cargo.



Available for many popular cargo van models.



Easy access to roof.



Rugged and durable anodized aluminum enhances vehicle's professional image.



Maximizes resale value and maintains vehicle warranty by clamping to the rear door



Installs in minutes - Watch YouTube video to learn how.

VEHICLE	ROOF HEIGHT	WHEELBASE	LADDER LENGTH	NUMBER OF RUNGS	MODEL #
Ford Transit	84" – Low	All	54"	5	AAL-8010
Ford Transit	101" – Medium	All	72"	7	AAL-8009
Ford Transit	110" – High	All	78"	7	AAL-8011
Ford Transit	84" – Low	All	54"	5	AAL-8010-BLK
Ford Transit	101" – Medium	All	72"	7	AAL-8009-BLK
Ford Transit	110" – High	All	78"	7	AAL-8011-BLK

Note: Bright anodized aluminum finish is standard. Optional Black anodized aluminum finish available. Add suffix "-BLK" to model number

Item #	TOTAL	Item	Install
AAL-8010	397.39	342.39	55.00
AAL-8009	431.52	376.52	55.00
AAL-8011	431.52	376.52	55.00



Item #	TOTAL	Item	Install
AAL-8010-BLK	490.78	435.78	55.00
AAL-8009-BLK	524.92	469.92	55.00
AAL-8011-BLK	524.92	469.92	55.00

Item #	TOTAL	Item	Install



**FORD FULL SIZE TRANSIT W/SLIDING DOOR COMPLETE  
TURN KEY KIT - 2015-PRESENT**  
Part # FD-TR-FVK-SLIDE-TK



 Puck Locks(2) Keyed Alike	 Blade Bracket
 Spinners	 Weather Covers

This Kit includes everything you need for a complete installation on one vehicle.

Additional configurations are available on our website  
[www.industrialladder.com](http://www.industrialladder.com)

**EW0400 SERIES**  
**INTERIOR LIGHTING**  
ILUMINACIÓN INTERIOR | ÉCLAIRAGE D'INTÉRIEUR



**12-24V | FLOOD | SURFACE MOUNT**  
FLUJO PROYECCION | MONTAJE EN SUPERFICIE  
MONTAGE EN SURFACE  
2" D x 5.4" W x 0.5" D | 51mm H x 137mm W x 13mm D (EW0400/10)  
2" D x 11.8" W x 0.5" D | 51mm H x 300mm W x 13mm D (EW0401/11)



Additional Light Styles and Backup Alarms are available on our website  
[www.industrialladder.com](http://www.industrialladder.com)

Model	Length	Type	Lumens	Amps
EW0400	5.4" / 137MM	LED - Switched	200	0.4
EW0411	11.8" / 300mm	LED - Switched	475	0.7



**12V | SPLICEABLE | HIGH-BOND TAPE**  
EMPALMABLE A ÉPISSURE | CINTA DE GRAN ADHESIÓN  
RUBAN ADHÉSIF À HAUTE ADHÉRENCE



EW0116	12" / 305mm	LED - 18	350	0.4
--------	-------------	----------	-----	-----



**500 SERIES**  
**SURFACE MOUNT**  
MONTAJE EN SUPERFICIE | MONTAGE EN SURFACE



Model	Volts	Amps	Decibels
510	12 / 24	0.2	97
575	12 / 24	0.9	105



Item #	TOTAL	Item	Install
FD-TR-FVK-SLIDE-TK			
	359.00	264.00	95.00

Item #	TOTAL	Item	Install
EW0410	123.68	68.68	55.00
EW0411	148.74	93.74	55.00
EW0116	87.82	32.82	55.00

Item #	TOTAL	Item	Install
510	97.24	42.24	55.00
575	107.26	52.26	55.00



driven to *outperform*<sup>™</sup>

Link Manufacturing develops an extensive range of aluminum ramps that provide safe, easy and economical solutions for your loading and handling needs. Whether you require a straight, bifold, trifold, swivel, lightweight, heavy duty or a customized cargo ramp solution for your unique needs, you can be confident that each Link aluminum ramp is built to perform in the most challenging conditions. All of our aluminum ramps are engineered, tested and manufactured to the highest quality standards right here in the USA.

### Mounted Ramps

Link Manufacturing has developed a broad array of deployable mounted aluminum ramp solutions engineered for commercial vans and box trucks. Link's lightweight, lowprofile mounted aluminum ramps vertically mount just inside a vehicle's rear or side doors. Each mounted ramp is made from high-strength aluminum and engineered for simple installation and ease of use. All Link mounted ramps are fast, easy and convenient to deploy.



### Swivel Ramp

Link has put a new twist on aluminum ramps. Our swivel ramp offers unmatched flexibility for loading and unloading any sized cargo, with 180-degree rotation and two storage locations. The swivel ramp mounts in the rear stored position like a traditional folding ramp, but can swing to also be stored inside, behind the wheel well – providing options for instances when a loading ramp isn't needed.



### Portable Ramps

Link's portable aluminum ramps are available for both lightweight and heavy-duty applications, featuring either folding or straight designs. The extensive range of portable ramps provide users with safe, durable, and economical solutions for their cargo loading and handling needs. An optional, high-friction, perforated deck surface is also available for applications where exposure to ice, oils, moisture and other slippery substances are common.



Due to the custom options of these ramps, please contact your Industrial Truck & Van Branch for a custom quote.

## » LADDERS



**Stepladders**  
Fiberglass Stepladders  
Aluminum Stepladders



**Twin Sided Stepladders**  
Fiberglass Twin Sided  
Aluminum Twin Sided



**Platform/Podium Ladders**  
Podium Ladders  
Fiberglass Platform  
Aluminum Platform  
Store Stocker's Ladders



**Extension Ladders**  
Fiberglass Ext Ladders  
Aluminum Ext Ladders



**Specialty Ladders**  
Telescoping Ladders  
Manhole Ladders  
Multi-purpose Ladders  
Posting Ladders  
Fire Escape Ladders

## » CONSTRUCTION EQUIPMENT



**Jobsite Management Boxes**  
DATAVAULT  
DATAVAULT Mobile



**Jobsite Storage Boxes**  
Field Station Boxes  
Piano Boxes  
Chests & Cabinets  
Rolling Work Benches  
Parts & Accessories



**Pump Jack Systems**  
Alum-A-Pole Pump  
Jack Systems  
Werner Pump Jack  
Systems  
Aluminum Stages



**Siding Brakes**  
Tapco Siding Brakes  
Van Mark Accessories  
Alum-A-Pole Siding  
Brakes



**Shingle Hoists**  
Gas Hoists  
Electric Hoists  
Hoist Accessories

## » FALL PROTECTION & SAFETY



**A - Anchors**  
Cross Arm Straps  
Pour-In Anchor Straps  
Roof Anchors  
I-Beam Anchors  
Concrete Anchors



**B - Bodywear / Harness**  
Werner Proform  
"F3" Harnesses  
Blue Armor Harnesses  
LiteFit Harnesses  
Basewear Harnesses



**C - Connectors**  
Self-Retracting Lifeline  
(SRL)  
Lanyards  
Positioning Lanyards  
Tie-Back Lanyards



**Lifelines**  
Horizontal Lifelines  
Vertical Lifelines  
Rope



**Fall Protection Kits**  
Roofer Kits  
Construction Kits  
Aerial Lift Kits

## » TRUCK EQUIPMENT



**Truck Racks**  
Full Ladder Racks  
Removable Ladder Racks  
Service Body Racks  
Window Guards



**Truck Boxes**  
Cross Boxes  
Saddle Boxes





**Truck Trade Packages**  
General Contractor  
Security Alarm Starter  
Commercial Starter  
Shelving Starter



**Transfer Tanks**  
Transfer Tanks



**Transfer Pumps**  
Transfer Pumps  
Parts & Accessories



**WE INSTALL! >>**

**VAN INTERIORS**  
**VAN RACKS**  
**LIGHTING**

**TRUCK BOXES**  
**TRUCK RACKS**  
**WORK DESKS**



**NOT SURE WHAT YOU NEED?**  
**WE'LL HELP YOU FIND THE RIGHT PRODUCTS!**

**CALL US AT 877-451-9532**

**WE ARE DIFFERENT**  
**WHY BUY FROM INDUSTRIAL LADDER?**

**We are "Classic Service"**

**INDUSTRIAL LADDER'S DIFFERENCE**

Industrial Ladder & Supply Co. was founded in 1975. Our company was established and has been continuously operated as a family owned business since. The founders possessed the experience and knowledge needed to lay the foundation for what would become one of America's largest and most respected Ladder, Scaffold, and Truck Equipment distributors. Industrial Ladder serves the eastern half of the United States from our 5 distribution centers. Most of our deliveries are done on our own company vehicles for a far better customer experience. Today, we are proud to have three generations of family members involved in operating the company.

— EST. 1975 —  
**INDUSTRIAL**  
**LADDER & SUPPLY CO.**

— EST. 1975 —  
**INDUSTRIAL**  
**TRUCK & VAN EQUIPMENT**

**ILLINOIS**

245 E.ADELE COURT  
 VILLA PARK, IL 60181  
**630-530-7580**

**MARYLAND**

7111 DORSEY RUN RD STE 102  
 ELKRIDGE, MD 21075  
**301-490-0281**

**MINNESOTA**

9437 UNIVERSITY AVE NE  
 SPRING LAKE PARK, MN 55432  
**763-784-4111**

**NEW JERSEY**

111 LEUNING ST. UNIT C  
 SOUTH HACKENSACK, NJ 07606  
**201-438-5400**

**OHIO**

4725 PORT UNION RD  
 HAMILTON, OH 45011  
**513-860-9720**

**Pricing and Availability Subject to Change Without Notice / Not responsible to typographical errors.**