

Cotterman®

POWDER
COATED
TOUGH™

COTTERMAN SERIES 1000 LADDERS are rigid, one piece, set-up, steel mobile ladder stands designed to meet OSHA standards. Safety is foremost with easy climbing angles, sturdy handrails, and large steps and top steps of slip-resistant expanded metal. Caster assemblies are designed to secure the ladder to the floor when in use, and to permit easy rolling from job to job.

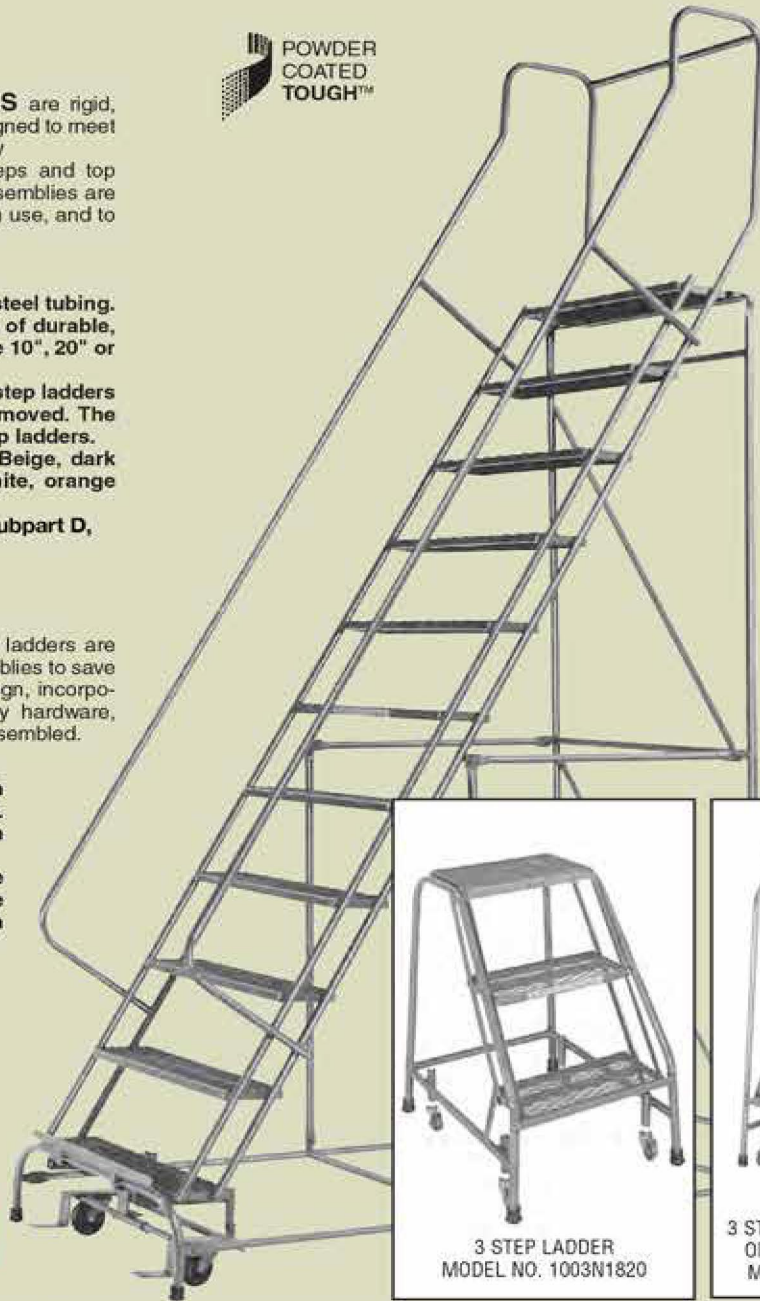
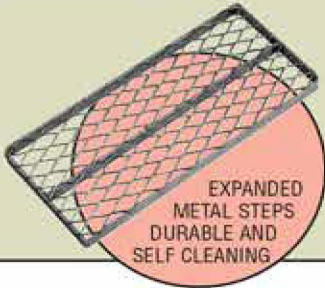
FEATURES:

- All tube members are large 1" O.D. smooth steel tubing.
- Climbing angles are 59°. Steps are 7" deep of durable, self-cleaning expanded metal. Top steps are 10", 20" or 30" deep.
- Spring loaded 2" casters are used on 1 to 4 step ladders permitting the ladder to roll freely when moved. The Cotterman Safe-Lock is used on 5 to 11 step ladders.
- Gray powder coat is the standard finish. Beige, dark brown, yellow, black, green, blue, red, white, orange and light gray are available.
- All Series 1000 ladders meet OSHA 1910 Subpart D, ANSI A14.7 standards.
- Load rating 450 lbs.
- Cal-OSHA models also available.

COTTERMAN SERIES 1500 steel safety ladders are shipped knocked down in major welded subassemblies to save freight. Cotterman's exclusive knocked down design, incorporating diagonal braces together with heavy duty hardware, gives an unusually rigid structure that is easily assembled.

FEATURES:

- 3 and 4 step ladders are equipped with spring loaded 2" ball bearing swivel casters.
- 5 to 12 step ladders have the Cotterman Safe-Lock.
- 13 to 16 step ladders are equipped with the Cotterman heavy duty Safe-Lock. The expanded metal top step is 10" deep with 42" high guardrails with midrails.
- All Series 1500 ladders meet OSHA 1910 Subpart D, ANSI A14.7 standards.
- Load rating 450 lbs.
- Cal-OSHA models also available.



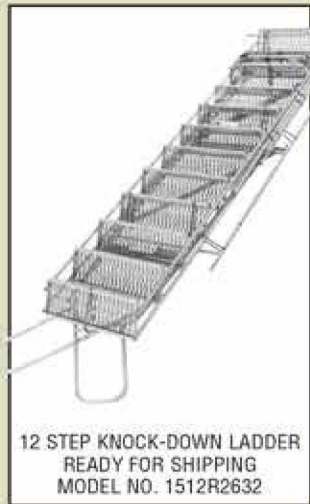
EXCLUSIVE:
STEPS ARE A FULL
10" HIGH

11 STEP WITH
SAFE-LOCK
MODEL NO. 1011R2632



HOW SAFE-LOCK WORKS!
Standard on 5-16 step ladders

(A) Stepping on bottom step lowers trip bar, drops front leg to floor to immobilize ladder.
(B) Stepping on either pedal resets spring-return trip bar, places Safe-Lock in rolling position.
(C) Two 4" heavy-duty casters assure stability in motion.
(D) Rubber tips are metal reinforced for longer wear.



Distributed by:

— EST. 1975 —
INDUSTRIAL
LADDER & SUPPLY CO.

Toll-Free: 1-800-833-0800
WWW.INDUSTRIALLADDER.COM



"CHARGE IT"



SERIES 1000

SET-UP STEEL SAFETY LADDERS

Larger Casters & Safe-Lock on 5 step & above • Swivel Brake Casters standard on 1-4 step.

SET-UP

DESCRIPTION: NO. OF STEPS INCL. TOP PLATFORM	TOP STEP HEIGHT	OVERALL HEIGHT	18" WIDE AT TOP				26" WIDE AT TOP				32" WIDE AT TOP			
			MODEL NO.	BASE W"xL"	SHPG. WT.	PRICE	MODEL NO.	BASE W"xL"	SHPG. WT.	PRICE	MODEL NO.	BASE W"xL"	SHPG. WT.	PRICE
1 STEP NO HANDRAILS	12"	12"	1001N1818	18x16	18		1001N2626	26x16	29		-	-	-	
1 STEP WITH HANDRAILS	12"	16"	1001G1818	18x16	19		1001G2626	26x16	26		-	-	-	
2 STEP NO HANDRAILS	20"	20"	1002N1818	18x19	25		1002N2626	26x19	29		-	-	-	
2 STEP WITH HANDRAILS	20"	50"	1002R1818	18x19	37		1002R2626	26x19	36		-	-	-	
3 STEP NO HANDRAILS	30"	30"	1003N1820	20x26	41		1003N2630	30x26	42		-	-	-	
3 STEP WITH HANDRAILS	30"	60"	1003R1820	20x26	43		1003R2630	30x26	50		-	-	-	
4 STEP NO HANDRAILS	40"	40"	1004N1820	20x31	45		1004N2630	30x31	53		1004N3232	32x31	66	
4 STEP WITH HANDRAILS	40"	70"	1004R1820	20x31	53		1004R2630	30x31	61		1004R3232	32x31	74	
5 STEP WITH HANDRAILS	50"	80"	1005R1820	20x40	81		1005R2630	30x40	97		1005R3232	32x40	113	
6 STEP WITH HANDRAILS	60"	90"	1006R1824	24x46	95		1006R2630	30x46	109		1006R3232	32x46	128	
7 STEP WITH HANDRAILS	70"	100"	1007R1824	24x53	105		1007R2630	30x53	121		1007R3232	32x53	143	
8 STEP WITH HANDRAILS	80"	110"	1008R1824	24x58	131		1008R2632	32x58	154		1008R3232	32x58	179	
9 STEP WITH HANDRAILS	90"	120"	1009R1824	24x65	143		1009R2632	32x65	166		1009R3232	32x65	195	
10 STEP WITH HANDRAILS	100"	130"	-	-	-		1010R2632	32x72	179		1010R3232	32x72	211	
11 STEP WITH HANDRAILS	110"	140"	-	-	-		1011R2632	32x78	191		1011R3232	32x78	226	

NOTE: 10 and 11 step ladders are not available with optional 20" or 30" deep top steps, please order 1500 series ladder.

**4 step 32" wide (with deep top step only) ladders require B4 safe-lock option - add to price.

SERIES 1500

KNOCKED-DOWN STEEL SAFETY LADDERS

Larger Casters & Safe-Lock on 5 step & above • Swivel Brake Casters standard on 3-4 step.

KNOCKED-DOWN

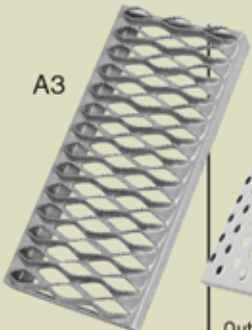
DESCRIPTION: NO. OF STEPS INCL. TOP STEP	TOP STEP HEIGHT	OVERALL HEIGHT	18" WIDE AT TOP				26" WIDE AT TOP				32" WIDE AT TOP			
			MODEL NO.	BASE W"xL"	SHPG. WT.	PRICE	MODEL NO.	BASE W"xL"	SHPG. WT.	PRICE	MODEL NO.	BASE W"xL"	SHPG. WT.	PRICE
3 STEP WITH HANDRAILS	30"	60"	*1503R1820	20x26	52		*1503R2630	30x26	60		-	-	-	
4 STEP WITH HANDRAILS	40"	70"	*1504R1820	20x33	61		1504R2630	30x33	71		**1504R3232	32x33	86	
5 STEP WITH HANDRAILS	50"	80"	1505R1820	20x40	93		1505R2630	30x40	109		1505R3232	32x40	126	
6 STEP WITH HANDRAILS	60"	90"	1506R1824	24x46	110		1506R2630	30x46	126		1506R3232	32x46	147	
7 STEP WITH HANDRAILS	70"	100"	1507R1824	24x53	120		1507R2630	30x53	138		1507R3232	32x53	162	
8 STEP WITH HANDRAILS	80"	110"	-	-	-		1508R2632	32x58	161		1508R3232	32x58	187	
9 STEP WITH HANDRAILS	90"	120"	-	-	-		1509R2632	32x65	174		1509R3232	32x65	202	
10 STEP WITH HANDRAILS	100"	130"	-	-	-		1510R2632	32x72	186		1510R3232	32x72	218	
11 STEP WITH HANDRAILS	110"	140"	-	-	-		1511R2632	32x78	199		1511R3232	32x78	233	
12 THRU 16 STEP LADDERS ARE PALLETIZED TO PROTECT AGAINST FREIGHT DAMAGE - ADD \$ NET TO LADDER PRICE														
12 STEP WITH GUARDRAILS	120"	162"	-	-	-		1512R2632	32x88	299		1512R3232	32x88	355	
13 STEP WITH GUARDRAILS	130"	172"	-	-	-		1513R2642	42x95	329		1513R3242	42x95	390	
14 STEP WITH GUARDRAILS	140"	182"	-	-	-		1514R2642	42x101	350		1514R3242	42x101	415	
15 STEP WITH GUARDRAILS	150"	192"	-	-	-		1515R2642	42x108	407		1515R3242	42x108	439	
16 STEP WITH GUARDRAILS	160"	202"	-	-	-		1516R2642	42x114	430		1516R3242	42x114	463	

*Shippable via UPS at additional boxing cost **4 step 32" wide (with deep top step only) ladders require B4 safe-lock option — add to price.

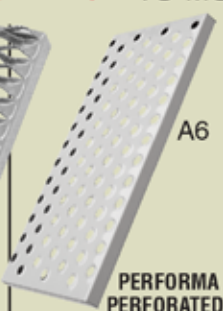
OPTIONS

TO MODIFY AND INCREASE YOUR VERSATILITY


INCREASES LADDER
MANEUVERABILITY
TURNS CORNERS EASIER



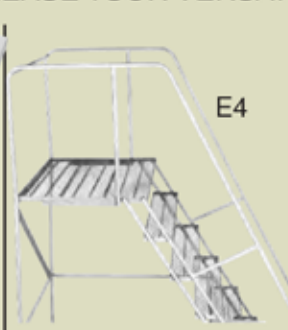
GRIP STRUT
Heavy duty, most rugged self-cleaning step available. **Option A3** add 20% to price of ladder.



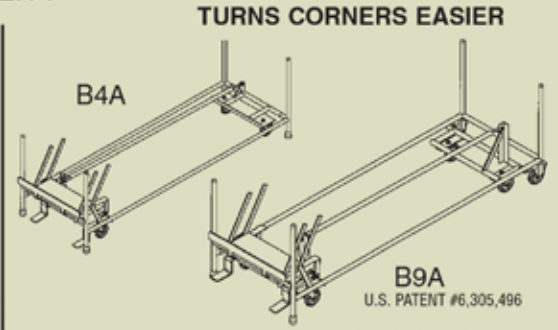
PERFORMA PERFORATED
Outperforms in terms of slip resistance all other designs presently on the market. Available on ladders 18" and 26" wide. **Option A6** for no additional charge.



RUBBER TREAD
Solid metal step with non-slip ribbed rubber tread. Designed for use in offices. **Option A2** add 30% to price of ladder.



DEEPER TOP STEP
20" deep, 1-5 step
30" deep, 1-5 step
20" deep, 6-16 step
30" deep, 6-16 step
order **option E4**



OPTION B4A FOUR WHEEL DUAL END SAFE-LOCK: This safe-lock uses rear mounted swivel casters which allow the ladder to be more maneuverable in confined spaces. Optional on series 1000, 5 to 8 step . . . add to price.

OPTION B9A SIX WHEEL SAFE-LOCK FOR LARGER LADDERS: This safe-lock system adds another pair of swivel casters to allow easy movement around corners. Available on 9 to 16 step models, add to price.